



2003 Sun Devil Baseball

ASU Media Relations
(P) 480-965-6594
(F) 480-965-5408
Baseball Contact: Jeff Evans
E-Mail: Jeff.Evans@asu.edu
Website: www.TheSunDevils.com

2003 Record: 53-12, 16-8 Pac-10
2003 Home Record: 31-7
2003 Road/Neutral Record: 22-5
2003 vs. Ranked Opponents: 12-5
ASU All-Time Record: 2,316-1,127-6
Head Coach: Pat Murphy (359-176-1)

NCAA Super Regional Media Guide • Arizona State University • June 6-8, 2003

2003 Schedule and Results

(53-12, 16-8 Pac-10)

DATE	OPPONENT	RESULT/TIME
Jan. 16	Hawai'i-Hilo	W, 9-0
Jan. 17	Hawai'i-Hilo (DH)	W, 10-5; W, 14-2
Jan. 18	Hawai'i-Hilo	W, 18-3
Jan. 19	Hawai'i-Hilo (DH)	W, 16-0; W, 18-5
Jan. 24	San Diego State (#33) - (R)	W, 7-5
Jan. 25	San Diego State (#33) - (R)	W, 4-3
Jan. 26	San Diego State (#33) - (R)	W, 24-9
Jan. 31	at Long Beach State (#13)	L, 5-11
Feb. 1	at Long Beach State (#13)	W, 3-0
Feb. 2	at Long Beach State (#13)	W, 4-2
Feb. 6	BYU	W, 6-5
Feb. 7	BYU	W, 17-6
Feb. 8	BYU	W, 6-4
Feb. 14	Gonzaga [^]	W, 8-4
Feb. 15	Oklahoma State [^]	W, 7-3
Feb. 16	Oregon State [^]	W, 9-4
Feb. 17	Gonzaga	W, 17-5
Feb. 21	Dayton	W, 10-1
Feb. 22	Notre Dame (#11) - (AZ-TV)	W, 16-3
Feb. 23	Notre Dame (#11) - (R) (AZ-TV)	W, 14-8
Feb. 28	Penn State - (R)	W, 13-0
Mar. 1	Penn State	W, 12-1
Mar. 2	Penn State	W, 11-7
Mar. 6	Cal State Northridge#	W, 10-2
Mar. 7	Southern Utah#	W, 19-0
Mar. 8	Utah#	W, 6-4
Mar. 9	Cal State Northridge#	W, 12-2
Mar. 14	Oklahoma (#30) - (R)	L, 5-6
Mar. 15	Oklahoma (#30) - (R)	W, 10-3
Mar. 16	Oklahoma (#30) - (R)	W, 10-2
Mar. 18	Wichita State (#29) - (R)	W, 9-2
Mar. 19	Wichita State (#29) - (R)	L, 3-6
Mar. 22	Stanford* (#6) - (R) (AZ-TV)	W, 7-6 (11)
Mar. 23	Stanford* (#6) - (R) (AZ-TV)	L, 8-9 (10)
Mar. 24	Stanford* (#7) - (R)	L, 2-4
Mar. 28	at USC* - (R)	W, 11-4
Mar. 29	at USC* - (R)	W, 5-6
Mar. 30	at USC* - (R)	W, 7-5
Apr. 2	New Mexico - (R)	L, 7-11
Apr. 7	Grand Canyon - (R)	W, 10-2
Apr. 11	at California* - (R)	W, 11-3
Apr. 13	at California* - (R)	W, 6-0
Apr. 13	at California* - (R)	W, 10-1
Apr. 17	UCLA* - (R)	L, 8-9
Apr. 18	UCLA* - (R) (Fox)	L, 7-8 (13)
Apr. 19	UCLA* - (R) (AZ-TV)	W, 17-1
Apr. 25	Washington State* - (R) (AZ-TV)	W, 21-0
Apr. 26	Washington State* - (R) (AZ-TV)	W, 5-3 (10)
Apr. 27	Washington State* - (R)	W, 25-0
Apr. 30	at Oklahoma - (R)	W, 9-4
May 6	UC Irvine - (R)	W, 11-1
May 12	at Oregon State* - (R)	W, 14-4
May 13	at Oregon State* - (R)	L, 1-6
May 14	at Oregon State* - (R)	W, 12-7
May 17	at Washington* - (R)	L, 1-5
May 18	at Washington* - (R)	W, 11-3
May 19	at Washington* - (R)	L, 4-6
May 23	Arizona* (#15) - (R) (AZ-TV)	W, 5-2
May 24	Arizona* (#15) - (R) (AZ-TV)	W, 16-0
May 25	Arizona* (#15) - (R) (AZ-TV)	W, 15-2
May 30	Central Conn. State	W, 14-2
May 31	New Mexico State	W, 15-0
Jun. 1	UNLV (#15)	W, 16-1
Jun. 6	at CS Fullerton (#3)	4:05 p.m.
Jun. 7	at CS Fullerton (#3)	2:05 p.m.
Jun. 8	at CS Fullerton (#3) if necessary	12:05 p.m.
Jun. 13-23	College World Series	Omaha, Neb.

[^] Pacific-10 Conference game

* Coca-Cola Spring Training Classic (Surprise, Ariz.)

Bob Schaefer Memorial Classic (Packard Stadium)

Sun Devils Continue Road To Omaha This Weekend With NCAA Super Regional Action vs. No. 3 Cal State Fullerton.

Arizona State Sun Devils (53-12, 16-8 Pac-10)

4 Sports Weekly/ESPN; #4 Collegiate Baseball; #5 Baseball America



vs. Cal State Fullerton (46-13)

#3 Baseball America; #3 Sports Weekly/ESPN; #5 Collegiate Baseball



Fullerton, Calif. • Goodwin Field (3,500) • June 6-8, 2003

PROBABLE PITCHERS

June 6 vs. CS Fullerton, 4:05 p.m. PDT

ASU - TBA

CSF - Jason Windsor, RHP (9-2, 1.87 ERA)

June 7 vs. CS Fullerton, 12:05 p.m. PDT

ASU - Beau Vaughan, RHP (10-5, 4.34 ERA)

CSF - Ryan Schreppel, LHP (5-2, 1.86 ERA)

June 8 vs. CS Fullerton, 2:05 p.m. PDT

ASU - Ben Thurmond, RHP (7-0, 2.68 ERA)

CSF - Dustin Miller, RHP (8-2, 3.19 ERA)

ASU IN NCAA TOURNAMENT

All-Time Record in NCAA: 127-51 (27)

Last Week: 3-0 at Tempe Regional

CWS Appearances (Last): 18 (1998)

CWS Titles (Last): 5 (1981)

NATIONAL RANKINGS

Arizona State (53-12) is ranked in all three national polls and checks in this week as the No. 4 team in the nation by *Sports Weekly/ESPN* and *Collegiate Baseball*. The Devils are also No. 5 in the recent *Baseball America* poll. The **Sun Devils** have now been ranked in the national polls for 77 consecutive polls dating back to the start of the 2000 season.

MEDIA EXPOSURE

All postseason games will be broadcast over the radio in the Phoenix area on 1060 AM ("The Deuce") with Tim Healey and Bob Eger calling all the action. Fans can also listen over the internet on www.TheSunDevils.com. The NCAA will also provide LiveStats for all NCAA Super Regional games with links available on www.TheSunDevils.com. All games will also be televised on ESPN's Grand Slam package.

DID YOU KNOW?

The Sun Devils outscored their three regional opponents 45-3 and hit .387 during the NCAA Regional last weekend at Tempe Diablo Stadium. Over the last six games ASU is 6-0 and has pitched for a 1.00 ERA and is hitting .383. The Devils have scored 10 or more runs in 35 games this year and are averaging 10.35 runs per game to lead the NCAA. The 3.18 team ERA is the lowest by an ASU squad since 1975 (2.35).

THE STORYLINE

Arizona State (53-12) swept through the NCAA Regionals last weekend by defeating Central Connecticut State, New Mexico State and UNLV by a combined score of 45-3. ASU will now travel to Fullerton, Calif., for a best-of-three super regional against the No. 7 national seed Cal State Fullerton Titans. ASU is ranked first among Pac-10 teams in hitting (.352), scoring (10.35 rpg) and pitching (3.18 ERA).

Quick Hits:

- Andre Ethier (2nd rd., A's) and Beau Vaughan (3rd rd., Red Sox) were ASU's first selections in the 2003 MLB Draft.
- Dustin Pedroia was named the Pac-10 co-Player of the Year with Stanford's Ryan Garko, while Ryan Schroyer, Andre Ethier, Jeff Larish and Steve Garraabrants all earned first-team honors.
- ASU has hit 14 grand slams this year to set the NCAA record breaking the old mark by Oklahoma State in 1996.
- Jeff Larish broke the ASU single-season record for grand slams with four, while Jeremy West and Steve Garraabrants each have three.
- ASU recorded a school record with a 28-1 start to the season that included a 19-game winning streak.
- The Sun Devils held three Pac-10 opponents (Cal, WSU, Arizona) to four runs or less in a three-game series.
- ASU outscored its regional opponents last weekend by a combined score of 45-3, hitting .387 and pitching for a 0.67 ERA.
- ASU ranks first in the nation in scoring (10.35 rpg), batting (.352), seventh in ERA (3.18) and 11th in fielding (.973).
- After 65 games the Devils are averaging 10.35 runs, 12.86 hits and 3.95 extra base hits per game this year.
- ASU has scored 10 or more runs in 35 games this year and recorded 10 or more hits in 50 of 65 games.
- ASU has scored in an NCAA record 498 consecutive games dating back to April 7, 1995. The old NCAA record was 349.
- The three runs given up in the WSU series are the least given up in a three-game Pac-10 series by ASU in 25 years.
- For the first time in ASU's 25-year history in the Pac-10, the Devils scored 20 runs twice in a conference series (WSU).
- The Jan. 16 season-opener was the second earliest start in ASU history and was the first collegiate game in 2003.
- The Devils have recorded 157 big innings (2 or more runs) this year, including four innings of 10 or more runs.
- Dustin Pedroia and Andre Ethier earned back-to-back Pac-10 Player of the Week honors (ASU's 71st all-time).
- SS Dustin Pedroia broke the ASU and Pac-10 single-season record with 34 doubles and leads the Pac-10 in hitting (.423).
- Pedroia has recorded 41 multi-hit games, four separate hitting streaks of 10 or more games and has 120 hits.
- Jeremy West has hit eight home runs during his current 21-game hitting streak and is now tied for eighth with 36 career HR.
- Pedroia, Jeff Larish and Travis Buck have all been invited to the USA Baseball National Team Trials.
- During ASU's current six-game win streak, the pitching staff has an impressive 1.00 ERA and the hitters are batting .383.
- Andre Ethier is riding a current 20-game hitting streak in which he has gone 39x88 (.443) with seven home runs.
- Jeff Larish ranks sixth in the NCAA with 92 RBI (1.48 per game) and 77 walks (1.24 per game). He also has 17 HR.
- ASU has 78 home runs by 12 different players this year. ASU had only 38 total home runs in 58 games in 2002.
- Of ASU's 12 losses this year, five have been by one run and eight have been by three or less runs. ASU is 10-2 after a loss.



ARIZONA STATE UNIVERSITY

Sun Devil Baseball 2003

2003 National Polls

Baseball America (6/2)

1.	Florida State	54-11
2.	Rice	51-10
3.	CS Fullerton	46-13
4.	Stanford	44-15
5.	Arizona State	53-12
6.	Texas	46-18
7.	Long Beach State	41-18
8.	LSU	43-19
9.	NC State	45-16
10.	Miami (Fla.)	42-15
11.	Baylor	44-21
12.	Nebraska	47-18
13.	Texas A&M	45-19
14.	South Carolina	42-20
15.	Southern Mississippi	47-16
16.	Georgia Tech	44-18
17.	Auburn	42-21
18.	North Carolina	42-21
19.	UNLV	47-17
20.	Ohio State	44-19
21.	Southwest Missouri	38-24
22.	Houston	36-28
23.	Florida Atlantic	47-16
24.	Mississippi State	42-20
25.	Washington	42-18

Sports Weekly/ESPN (5/26)

1.	Florida State	50-10-1
2.	Rice	48-10
3.	Cal State Fullerton	43-13
4.	Arizona State	50-12
5.	Stanford	41-15
6.	Texas	43-17
7.	Georgia Tech	44-16
8.	Long Beach State	38-18
9.	Nebraska	44-16
10.	Texas A&M	43-17
11.	Louisiana State	40-19-1
12.	North Carolina State	42-16
13.	Auburn	40-19
14.	Miami (Fla.)	39-14-1
15.	Baylor	41-21
16.	Mississippi State	40-18-1
17.	Southern Mississippi	45-14
18.	Richmond	46-13
19.	Florida Atlantic	46-14
20.	UNLV	45-15
21.	Clemson	38-20
22.	Tulane	43-17
23.	Alabama	37-22
24.	South Carolina	39-20
25.	Notre Dame	43-16

Collegiate Baseball (6/2)

1.	Rice	51-10
2.	Florida State	54-11-1
3.	Stanford	44-15
4.	Arizona State	53-12
5.	Cal State Fullerton	46-13
6.	Long Beach State	41-18
7.	LSU	43-19-1
8.	Texas	46-18
9.	NC State	45-16
10.	Miami (Fla.)	42-15-1
11.	South Carolina	42-20
12.	Baylor	44-21
13.	Georgia Tech	44-18
14.	SW Missouri State	38-24
15.	Nebraska	47-18
16.	Ohio State	44-19
17.	Houston	36-28
18.	Texas A&M	45-19
19.	North Carolina	42-21
20.	Auburn	42-21
21.	Richmond	48-15
22.	Lamar	40-18
23.	Florida Atlantic	47-16
24.	Mississippi State	42-20-1
25.	Southern Mississippi	47-16
26.	UNLV	47-17

Consecutive Games Scoring Streak Reaches 498:

The Arizona State baseball program has now scored in an NCAA record 498 consecutive games dating back to the 1995 season. The Devils made history on April 7, 2001 when they scored at least one run in their 350th consecutive game. The Devils broke the 12-year-old NCAA record in a 5-1 loss to USC exactly six years to the day when they were last shut out. ASU was shut out 9-0 in that game on April 7, 1995 at Dedeaux Field. The Devils recently celebrated the eighth anniversary of the start of the streak with a 10-2 win over Grand Canyon on April 7. The one run scored in the 5-1 loss to Washington (5/17/03) marked only the 14th time during the streak that ASU has scored only one run. Coastal Carolina previously held the NCAA record at 349 games set from 1983-1989. ASU also had a stretch of 278 games without being shut out from 1990 to 1994, meaning the program has only been shutout in three games dating back to the 1990 season. ASU is a combined 334-166-1 during the streak. Notable pitchers the Devils have faced during the streak include Jeremy Guthrie (Stanford), Barry Zito (USC), Kirk Saarloos (CS Fullerton), Jason Young (Stanford), Ben Diggins (Arizona), Adam Johnson (CS Fullerton), Ryan Drese (Cal), Jeff Weaver (Fresno State), Chad Hutchinson (Stanford), Abe Alvarez and Adam Pettyjohn (Fresno State).

Poll Mechanics:

Arizona State remains a consensus top-10 team in all four national polls heading into the 2003 NCAA Tournament. ASU is ranked as high as No. 4 by *Sports Weekly/ESPN*, and also checks in at No. 4 by *Collegiate Baseball* and No. 6 by *Baseball America*. Ranked as high as No. 8 in the preseason polls, the Devils have spent virtually the entire season in the top 10 and for two weeks manned the top spot in two of the three national rankings, marking the first time being No. 1 since heading into the 1993 College World Series. ASU has been ranked for 77 consecutive national polls dating back to the start of the 2000 season. ASU entered the 2003 season ranked as high as No. 8 in the nation by *Baseball America* in the preseason collegiate polls. Arizona State also earned a preseason No. 9 ranking by *Sports Weekly/ESPN*, No. 10 by NCBWA and No. 12 ranking by *Collegiate Baseball*. The No. 8 preseason ranking is the highest by an ASU squad since opening the 2001 season as the consensus No. 6 team in the nation.

Sun Devils Reach 50-Win Mark in Regular Season:

With the 15-2 victory over Arizona to clinch the series sweep, ASU recorded its 50th win in the final game of the 2003 regular season. The 2003 squad became just the fifth team in ASU history to win at least 50 regular season games. The other years were 1972, 1973, 1975, 1976, 1982, 1984 and 1988. After going 3-0 in the regional last weekend, ASU has 53 wins for the most by a Sun Devil squad since the 1988 edition of Sun Devil baseball went 60-13. 2003 marks the 16th time in program history with 50 or more wins in a season.

Sun Devils Set NCAA Single-Season Grand Slam Record:

ASU ended the regular season in grand fashion vs. Arizona (5/25), hitting two grand slams to set the NCAA record for grand slams in a season with their 13th and 14th of the year. The Devils broke the old record set by Oklahoma State in 1996 with 12. After hitting only one grand slam all of last year, the Sun Devils have gone on a binge this year hitting 14 in 2003. Sophomore first baseman Jeff Larish broke the single-season school record by hitting his fourth grand slam vs. UCLA (4/19). Larish broke the old record of three set by Dave Hudgens in 1977. Steve Garrabrants and Jeremy West each have three slams, Rod Allen has two (both pinch-hit grand slams) and freshmen Ryan Bosch and Travis Buck each have one.

2003 ARIZONA STATE BASEBALL PROJECTED STARTING LINEUP

Arizona State Sun Devils (53-12 Overall, 16-8 Pac-10)

Batting Order	No.	Name (B/T)	Pos	Ht	Wt	Yr	Notes/Key Stats
1	2	Dustin Pedroia (R/R)	SS	5-8	175	So.	.423/83 R/120 H/34 2B/3 3B/4 HR/52 RBI
2	20	Nick Walsh (L/R)	OF/DH	5-7	176	Jr.	.355/34 R/39 H/6 2B/1 3B/23 RBI/.482 OB%
3	14	Andre Ethier (L/L)	RF	6-3	190	Jr.	.373/73 R/93 H/12 2B/4 3B/9 HR/66 RBI
4	8	Jeremy West (R/R)	DH/1B	6-1	200	Jr.	.384/63 R/73 H/8 2B/1 3B/17 HR/71 RBI
5	11	Jeff Larish (L/R)	1B/3B	6-2	180	So.	.372/79 R/83 H/18 2B/2 3B/17 HR/92 RBI
or	30	Mike Guerrero (R/R)	DH/1B	6-2	200	Jr.	.362/23 R/34 H/12 2B/2 3B/2 HR/30 RBI
6	5	Dennis Wyrick (R/R)	3B	6-1	215	Sr.	.356/36 R/58 H/8 2B/4 3B/1 HR/34 RBI
or	32	Frank Mesa (L/R)	2B	6-0	180	So.	.367/39 R/51 H/6 2B/1 3B/1 HR/23 RBI
7	4	Travis Buck (L/R)	RF/LF	6-2	190	Fr.	.338/59 R/77 H/13 2B/3 3B/4 HR/45 RBI/12 SB
8	9	Steve Garrabrants (R/R)	2B	5-10	173	Jr.	.333/56 R/69 H/16 2B/3 3B/8 HR/59 RBI
9	39	Tuffy Gosewisch (R/R)	C	5-10	185	So.	.348/41 R/47 H/9 2B/2 HR/40 RBI/1.000 FLD%
or	31	Ryan Bosch (R/R)	CF	5-10	185	Fr.	.209/30 R/24 H/2 3B/5 HR/24 RBI
inj	10	Rod Allen	LF	6-2	205	Jr.	.305/31 R/36 H/4 2B/1 3B/6 HR/41 RBI

Probable Pitching Rotation:

Day	No.	Name	Pos	Ht	Wt	Yr	Notes/Key Stats
---	47	Jered Liebeck	RHP	6-1	200	Sr.	8-0, 2.57 ERA, 20 G, 13 GS, 53 K's, 77.0 IP
---	45	Erik Averill	LHP	6-2	180	Fr.	8-1, 3.39 ERA, 19 G, 14 GS, 53 K's, 79.2 IP
---	40	Ben Thurmond	RHP	6-0	190	Sr.	7-0, 2.68 ERA, 19 G, 15 GS, 57 K's, 74.0 IP
---	26	Beau Vaughan	RHP	6-4	228	Sr.	10-5, 4.34 ERA, 25 G, 9 GS, 105 K's, 91.1 IP
Rel	15	Robbie McClellan	RHP	6-1	175	Sr.	7-0, 3.40 ERA, 26 G, 4 GS, 55 K's, 55.2 IP
Rel	12	Ryan Schroyer	Closer	6-1	205	Jr.	5-2, 8 S, 1.61 ERA, 29 G, 50 K's, 44.2 IP
Rel	41	Mark Sopko	RHP	5-11	190	So.	3-2, 2.38 ERA, 24 G, 7 GS, 42 K's, 53.0 IP

*Rotation/Starting Lineup Subject to Change



Sun Devil Baseball 2003

Seven Sun Devils Named To Tempe Regional All-Tournament Team:

Seven Arizona State players were named to the All-Tournament Team after the Devils completed a three-game sweep at the regional held at Tempe Diablo Stadium. Tuffy Gosewisch (C), Dennis Wyrick (3B), Dustin Pedroia (SS), Andre Ethier (OF), Beau Vaughan (P), Ben Thurmond (P) and Jeremy West were all voted on to the team by represented media at the tournament. Pedroia was 8-for-16 (.500) in the regional and played flawless defense and was named the Regional Most Outstanding Player.

ASU Dominates Regional At Tempe Diablo:

The Sun Devils dominated Central Connecticut State, New Mexico State and UNLV during last weekend's regional by outscoring the three teams 45-3. The 42 run margin of victory included a 14-2 win over CCSU, a 15-0 blanking of New Mexico State and brought home the regional championship with a 16-1 victory over UNLV. ASU hit at an impressive .387 clip in the regional and pitched for a 0.67 ERA in the three games.

Pedroia and Larish Named All-American:

Collegiate Baseball and USA Today Sports Weekly named sophomore shortstop Dustin Pedroia a first-team All-American. Collegiate Baseball named sophomore first baseman Jeff Larish a second-team All-American. Southern second baseman Rickie Weeks, a teammate of Pedroia's on the 2002 USA Baseball National Team, was named the Collegiate Baseball Player of the Year. Pedroia (Woodland, Calif.) added to his postseason honors after being named the Pac-10 Co-Player of the Year earlier in the week. The sophomore shortstop is hitting .423 with 34 doubles, four home runs and 52 RBI. Larish was named second-team All-American and enters the super regional with CS Fullerton hitting .372 (83-for-223) with 17 home runs and a Pac-10 best 92 RBI. The First-Team All-Pac-10 selection became only the second Sun Devil to join the 70-70 (RBI-BB) club with 92 RBI and 77 walks. He joins Alvin Davis (1982) as the only other Sun Devil to record over 70 walks and 70 RBI in a single season. Larish spent much of the 2003 season rewriting the ASU record books, setting an ASU single-season record with four grand slams, and tied single-game record with nine RBI (SDSU, 1/26/03) and four doubles (ARIZ, 5/25/03).

Pedroia Earns Co-Pac-10 Player of the Year:

Sophomore shortstop Dustin Pedroia was named the Pac-10 Co-Player of the Year with Stanford senior catcher Ryan Garko. Pedroia leads the Pac-10 in batting with a .423 batting average, runs scored (83), hits (120), doubles (34), at bats (284), total bases (172) and extra base hits (41). With his selection Pedroia becomes the 10th Sun Devil to earn the Pac-10 Player of the Year award. Since the Pac-10 North and South divisions joined in 1999, ASU has had a player win the POY award in all but one season (1999: Willie Bloomquist; 2000: Casey Myers; 2001: Casey Myers; 2003: Dustin Pedroia).

Ethier, Schroyer, Larish and Garrabrants Named first-Team All-Pac-10:

Four Sun Devils earned first-team All-Pac-10 honors when the annual conference awards were handed out Tuesday from the conference office in Walnut Creek, Calif. Andre Ethier (Jr., OF), Steve Garrabrants (Jr., 2B), Ryan Schroyer (RHP, Jr.) and Jeff Larish (So., 1B) were the four ASU selections. Ethier was named for the second straight year. Arizona and Stanford also had four players selected to the first team. In addition, seven Sun Devils were named to the honorable mention All-Pac-10 team. Ben Thurmond (Sr., RHP), Jeremy West (Jr., DH), Travis Buck (Fr., OF), Jered Liebeck (RHP, Sr.), Frank Mesa (So., INF), Nick Walsh (Jr., UTL) and Tuffy Gosewisch (So., C) were all named honorable mention All-Pac-10 selections.

Devils Riding Six Game Winning Streak:

Heading into the super regional with Cal State Fullerton the Sun Devils have won six straight games. After sweeping the regular season finale against rival Arizona, the Devils breezed through the NCAA Regional without a test. During ASU's six-game win streak the Devils have put together some impressive statistics. The batting lineup has combined for a team .383 batting average with 13 doubles and eight home runs. The pitchers' have been even more impressive, giving up just six earned runs in 54.0 IP for a 1.00 ERA. Junior DH Jeremy West is hitting .560 (14x25) during the winning streak and sophomore first baseman Jeff Larish is 11-for-22 (.500) with two home runs and nine RBI. Senior RHP Beau Vaughan is 2-0 with a 0.87 ERA in his two starts during the win streak.

A Clean Sweep of the Wildcats:

The Sun Devils continued their dominance over their rivals to the South, the Arizona Wildcats, by sweeping a three-game series to end the 2003 regular season. The Devils recorded the sweep in dominating fashion, outscoring Arizona 36-4 in the three games. The Devils opened the series with a 5-2 win on Friday night scoring three in the bottom of the eighth to break a 2-2 tie. ASU then pounded UA over the next two games, winning 16-0 on Saturday and completed the sweep with a 15-2 victory on Sunday. For the series the Sun Devils hit .380 with eight doubles, seven home runs and recorded 78 total bases. The pitching was just as dominant with a 1.33 team ERA and for the third time this year in Pac-10 play held an opponent to under four runs in a series. Andre Ethier earned Pac-10 Player of the Week after hitting .500 (6-for-12) with three home runs in the series. Sophomore Jeff Larish also caught fire going 8-for-11 (.727) in the rivalry series to raise his season average from .358 to .377.

A Note About Shutouts:

Vaughan, McClellan, Kartler, Schroyer and Arguello combined for ASU's 10th shutout of the year. The 10 shutouts are the most by an ASU squad since recording 11 in 1976. The previous most by a Pat Murphy coached squad six in 1999. The Devils had recorded only six shutouts combined between 2000, 2001 and 2002.

ASU HEAD COACH

Pat Murphy



Since inheriting the Sun Devil program in August of 1994, Arizona State Baseball Head Coach Pat Murphy has carefully nurtured the tradition of excellence in Tempe, at the same time establishing himself as one of the top collegiate head coaches in the nation. He has guided Arizona State to top-12 national rankings in three of the past five years, including an appearance in the 1998 College World Series national championship game. Murphy is 359-176-1 in his ninth season in Tempe and posts an all-time 27-18 record in NCAA Tournament action. With a career 732-347-4 record in 19 seasons as a head coach, Murphy is the winningest active baseball coach under the age of 45 at any collegiate level. Murphy recorded his 600th career Division 1 victory in 2002 and recorded his 700th career coaching victory (all levels) with a 14-8 come-from-behind win over No. 11 Notre Dame (2/23). ASU has been in 77 straight national polls under Murphy.

Month by Month at ASU:

January	40-4
February	88-32
March	88-59-1
April	86-49
May	54-30
June	3-3

Pat Murphy at ASU

Record at ASU	359-176-1
Pac-10	135-104
Non-Conference	221-72-1
NCAA Tournament	18-10

Opening Day Record	7-1
Earliest Start	Jan. 15, 1999 (Utah)
Latest Start	Feb. 2, 1996 (LMU)

Pat Murphy Year-by-Year

Career Record: 729-347-4/18th season
Division I Record: 674-292-2
Arizona State Record: 356-176-1/9th season

Year	School	Overall
2003	Arizona State	53-12
2002	Arizona State	37-21
2001	Arizona State	37-20-1
2000	Arizona State	44-15
1999	Arizona State	39-21
1998	Arizona State	41-23
1997	Arizona State	39-22
1996	Arizona State	35-21
1995	Arizona State	34-21
1994	Notre Dame	46-16
1993	Notre Dame	46-16
1992	Notre Dame	48-15
1991	Notre Dame	45-16
1990	Notre Dame	46-12
1989	Notre Dame	48-19-1
1988	Notre Dame	39-22
1987	Claremont-Mudd Scripps	21-18-1
1986	Claremont-Mudd Scripps	24-16
1983	Maryville (Tenn.)	10-21-1



Sun Devil Baseball 2003

The 400 Club

Player	Avg.	Year
Paul Lo Duca	.446	1993
Mark Ernster	.439	1999
Roger Schmuck	.434	1971
Hubie Brooks	.432	1978
Mike Sodders	.424	1981
Dan McKinley	.423	1997
Dustin Pedroia	.423	2003
Chris Bando	.415	1978
Willie Bloomquist	.414	1998
Casey Myers	.412	2000
Bob Horner	.412	1978
Kevin Romine	.410	1981
Kevin Romine	.406	1982
Ken Landreaux	.406	1976
Oddibe McDowell	.405	1984
Andrew Beinbrink	.402	1999

The 100 Hit Club

Player	Hits	Year
Paul Lo Duca	129	1993
Hubie Brooks	126	1978
Kevin Romine	121	1982
Dustin Pedroia	120	2003
Ken Landreaux	119	1976
Oddibe McDowell	117	1984
Mike Sodders	114	1981
Dan McKinley	113	1997
Willie Bloomquist	109	1998
Fernando Viña	108	1990
Kevin Higgins	108	1988
Chris Bando	107	1978
Bob Pate	106	1976
Jacob Cruz	105	1994
Antone Williamson	104	1993
Anthony Manahan	104	1990
Steve Willis	104	1988
Kevin Romine	102	1981
Bob Horner	102	1977
Alan Bannister	101	1972
Willie Bloomquist	100	1999
Mike Colbern	100	1976

HR by Teammates

(1990-2003)

Players	HR	Year
Myers/Jones	18/27: 45	2000
Austin/Kelly	17/21: 38	1990
Shores/Cruz	21/15: 36	1994
Larish/West	17/17: 34	2003
Cady/Lo Duca	19/14: 33	1993

Lowest Team ERA

(Aluminum Bat Era)

Year	ERA	Record
1975	2.35	61-13
2003	3.18	53-12*
1976	3.26	65-10
1977	3.44	57-12
1990	3.48	52-16
1982	3.68	58-15
1989	3.68	42-19
1988	3.86	60-13
1974	3.98	39-24

*currently lowest team ERA since ASU joined the Pac-10 in 1979.



Comparing 2003 to 1981:

Arizona State has put together an amazing season in 2003 leading the Pac-10 and amongst the NCAA leaders in pitching (3.18 ERA), hitting (.352), fielding (.973) and is averaging 10.35 runs per game. The 53 wins are second in the NCAA only to Florida State's 54. ASU's fifth and last national championship came in 1981 with a Sun Devil squad that is arguably the best to take the field in program history. The 1981 squad set school records in home runs (110), runs (694) and batting average (.356). Star performers on the 1981 club included Pac-10 Player of the Year Mike Sodders (.424, 22 HR), Alvin Davis (.395, 20 2B) and Kevin Romine (.410, 12 HR, 20 2B). Here is a comparison look at the two squads:

Year	Games	Record	Runs	Avg.	2B	HR	SB
1981	68	55-13	694	.356	155	110	82
2003	65	53-12	673	.352	156	78	74

Andre Ethier Named Pac-10 and National Player of the Week:

For consecutive weeks to end the 2003 regular season, an Arizona State baseball player was named the Pac-10 Player of the Week. Junior outfielder Andre Ethier earned the weekly Pac-10 honor and was also named the Collegiate Baseball National Player of the Week after hitting four home runs and compiling a .471 batting average in ASU's four games against Washington and Arizona (5/19-5/25). Ethier, from Phoenix, Ariz., went 8-for-17 (.471) with six runs scored, two doubles, two triples, four home runs and eight RBI during the four-game stretch, including a three-game sweep over in-state rival, Arizona. In the four games he compiled a 1.529 slugging percentage while the Sun Devils went 3-1 to reach the 50-win mark on the season (50-12). Ethier has recorded 29 multi-hit games and is currently in the midst of a career-high 20-game hitting streak. The Pac-10 Player of the Week honor is the second for Ethier in his career and the 71st selection all-time for Arizona State. Arizona State has now had four players for five total selections as the weekly player of the week honor. Jeremy West has earned the honor twice, while Dustin Pedroia, Travis Buck and Ethier have all earned one weekly award. West, senior right-handed pitcher Jered Liebeck and Ethier have all earned Collegiate Baseball National Player of the Week honors.

Pedro Wins Regular Season Pac-10 Batting Title:

Sophomore shortstop Dustin Pedroia went 4-for-13 (.308) in the Arizona series to end the regular season hitting .418 (112-for-268) to claim the 2003 Pac-10 regular season batting crown. He added eight more hits in the NCAA Regional last weekend to raise his average to .423, which is currently tied for the sixth best batting average in ASU single-season history. His 120 hits are the most by a Sun Devil since Kevin Romine had 121 hits in 1982 and is already fourth best in ASU single-season history. Current Los Angeles Dodger catcher Paul Lo Duca is the ASU record holder for hits in a season when he had 129 during his NCAA Player of the Year season in 1993.

Pedroia Named Pac-10 Player of the Week:

Pedroia, from Woodland, Calif., helped the Sun Devils to three Pac-10 wins at Oregon State and Washington (5/12-5/18) going 10-for-23 (.435) during that stretch with eight runs scored, two doubles, one home run and four RBI. With his two doubles, he broke the ASU single-season record formerly held by Chris Bando (30, 1978) and tied the Pac-10 record of 31. He has since added to that record and has 34 on the season. While not factoring into the voting, Pedroia added to his impressive season in the Monday game against UW, going 3-for-5 in a 6-4 loss to the University of Washington. He broke the Pac-10 record with his 32nd double of the season, passing former Washington State Cougar and current Los Angeles Dodger Mike Kinkade (31 in 1994).

Close Games:

Arizona State has built up a 53-12 record heading into the super regionals this weekend. The Sun Devils have lost straight games this year only two times and have suffered a number of close losses this year. Of the Devils 12 setbacks this year, five have come by one run and eight by three or less runs. ASU's eight Pac-10 setbacks have come by way of four one-run games and two, two-run contests. Additionally, ASU has proven to be a strong bounce-back team going 10-2 after a loss.

Larish Becomes Second Sun Devil To Join 70-70 Club:

Sophomore Jeff Larish leads the Pac-10 with 92 RBI and 77 walks and has been a big reason behind ASU's 53-12 record in 2003. Larish's amazing season also includes 18 double and 17 home runs. Even more amazing is that Larish became only the second player in ASU Baseball history to join the 70-70 (RBI-BB) club. Former Sun Devil and major leaguer Alvin Davis, who played first base for the Sun Devils from 1979-82, is the only other member of that club after recording 91 RBI and a single-season school record 87 walks in 1982.

A Record Setting Season For Jeff Larish:

Jeff Larish has rewritten the ASU record books several times this year with countless memorable performances. Larish broke the ASU single-season record with four grand slams, tied the ASU single-game records with nine RBI (SDSU; 1/26) and four doubles (Arizona; 5/25) and with 77 walks is already second in the ASU single-season record books. He has also belted 17 home runs and his 92 RBI lead the Pac-10 and is ranked tied for sixth in the ASU single-season record books with Mitch Jones (2000). Larish needs just 11 more RBI and walks to set the single-season record in both categories.

Beau Vaughan Mows Down the Opposition:

Senior RHP Beau Vaughan has been one of ASU's best pitchers all year and leads the team with 10 wins heading into the super regional this weekend. The senior transfer has saved his best for last though as he is 2-0 with a 0.87 ERA in his last two starts against rival Arizona (5/25) and New Mexico State in the NCAA Regional. Vaughan is second in the Pac-10 with 105 strikeouts and has registered five games with eight or more strikeouts this year. Combined with senior classmates Jered Liebeck and Ben Thurmond, the trio is 25-5.



Sun Devil Baseball 2003

Pedroia Sets School and Pac-10 Doubles Record:

With three doubles on the recent road trip to Oregon State and Washington, sophomore Dustin Pedroia set the ASU and Pac-10 single-season record with 32 doubles of the year. He tied the record of 30 set by Chris Bando in 1978 in Monday's series opener vs. OSU (5/12) and broke the record with a first-inning double on Tuesday (5/13). Pedroia broke the Pac-10 record of 31 set by Washington State's Mike Kinkade in 1994 vs. Washington (5/18) with a shot down the left field line. Pedroia is the NCAA leader with his average of 0.52 doubles per game and is now only four doubles off the NCAA record of 36 doubles in a season.

ASU Single Season Doubles:

1. **Dustin Pedroia, 2003** 34
2. Chris Bando, 1978 30
3. Antone Williamson, 1993 29
- Steve Willis, 1988 29
5. Clay Westlake, 1976 26

Pac-10 Single-Season Doubles

1. **Dustin Pedroia, ASU (2003)** .. 34
2. Mike Kinkade, WSU (1994) ... 31

NCAA Single-Season Doubles (last):

1. Brad Hawpe, LSU (2000) 36

Arizona State Career Stats in NCAA Tournament:

Player	Avg.	G	AB	R	H	RBI	2B	3B	HR	SB
Pedroia	.500	7	36	10	18	7	2	1	0	0
Mesa	.500	3	4	1	2	0	0	0	0	0
Guerrero	.500	2	2	1	1	3	0	0	0	0
Gosewisch	.444	3	9	4	4	3	0	0	0	0
Allen	.407	7	27	5	11	9	3	0	2	1
West	.400	9	30	6	12	11	2	0	0	0
Kartler	.333	3	2	1	1	1	0	0	0	0
McKenna	.333	3	1	1	0	0	0	0	0	0
Wyrick	.322	10	31	5	10	6	1	1	0	3
Ethier	.321	7	28	8	9	9	0	0	0	2
Walsh	.263	7	19	8	5	3	0	0	0	1
Larish	.259	7	27	8	7	8	0	0	2	0
Cadena	.231	4	13	1	3	2	1	0	0	1
Garraabrants	.188	9	32	5	6	2	1	0	0	2
Buck	.154	3	13	4	3	3	0	0	0	1
Bosch	.000	3	2	2	0	0	0	0	0	0
Bocchi	.000	2	1	0	0	0	0	0	0	0

Player	ERA	W-L	SV	G	IP	H	R	ER	BB	SO
Vaughan	0.00	1-0	0	1	6.1	4	0	0	4	8
Thurmond	0.00	1-0	0	1	5.0	3	0	0	3	2
Lopez	0.00	0-0	1	1	3.0	2	0	0	2	1
Averill	0.00	0-0	0	1	2.0	1	0	0	0	1
Bordes	0.00	0-0	0	1	1.0	0	0	0	0	1
Arguello	0.75	2-0	0	3	12.0	8	1	1	2	10
Kartler	1.80	0-0	0	2	5.0	6	4	1	2	8
Sopko	2.70	0-0	0	3	6.2	10	3	2	3	5
Liebeck	3.72	1-1	0	3	9.2	11	8	4	4	4
Schroyer	5.78	0-0	0	5	9.1	12	6	6	4	8
McClellan	6.75	0-1	0	2	4.0	8	5	3	1	3

Buck, Larish and Pedroia Invited To USA Baseball Trials:

Arizona State Baseball players Travis Buck, Jeff Larish and Dustin Pedroia have been invited to the 2003 USA Baseball National Team Trials, to be held in Tucson, Ariz., from June 21-27. Buck, Larish and Pedroia were part of a selection show Thursday where 18 more players were invited to the Team USA Trials. One more wave of 10 invitees will be announced before the trials begin in June at Hi Corbett Field. Pedroia and Georgia Tech's Eric Patterson were selected after both playing for Team USA last summer. Phillip Humber (Rice) and Huston Street (Texas) also played in 2002 for Team USA and were part of the first wave of selections last month. Georgia Tech and ASU each had three players selected for the trials during the second wave. Buck, Larish and Pedroia are looking to become the latest in a long line of Sun Devils who have played for the USA Baseball National Team. ASU has sent five players to the national team in the last five years and eight total players since 1984. In recent years Willie Bloomquist (1998), Jon Switzer (2000), Casey Myers (2000), Mike Esposito (2001) and Pedroia (2002) have donned the Red, White and Blue for USA Baseball.

Scoring at Will:

Arizona State heads into the Super Regionals this weekend leading the nation in scoring at 10.35 runs per game and has scored 10 or more runs in 35 of its 65 games (54%). The Devils have also scored 20 or more runs in three games this season and as a team are also ranked second in the nation (first in Pac-10) hitting .352. The 10.35 runs per game average is currently the third best during 45 years of ASU varsity baseball history. With 35 games of scoring 10 or more runs, ASU trails only the 1981 Sun Devils (36) for the most games with double-digits in runs scored since ASU joined the Pac-10 in 1979.

Nine RBI:

Twice this year two Sun Devils have tied the ASU single-season record with nine RBI in a single game. Sophomore Jeff Larish was the first to do it in a 24-9 win over San Diego State (1/26). Larish accomplished the nine RBI with a two-run single, two-run home run, a grand slam home run and a bases loaded walk. Junior Jeremy West also had nine RBI in his record setting game vs. Washington State (4/27) in which he went 5-for-7 with three home runs. West recorded his nine RBI with a two-run homer, a three-run homer and a grand slam. The only other Sun Devil to record nine RBI in a game was Tommy Adams on May 2, 1990 vs. UNLV.

All-Time Series vs. Cal State Fullerton:

The Devils lead the all-time series against the Cal State Fullerton Titans 22-19. The Devils are 2-4 against the Titans in the last three years, going 0-1 in 2000, 1-1 in 2001 and 1-2 in 2002. ASU and CSF met in a three-game series last year at Hohokam Park in Mesa, Ariz., with the Titans winning the series 2-1.

2003 Statistical Comparison

Category	ASU	CSF
Games	65	59
Record	53-12	46-13
Average	.352	.333
Runs	673	479
Hits	836	705
2B	156	147
3B	25	20
HR	78	31
SB	74	107
ERA	3.18	2.75
SO	512	470
BB	226	114

Devils in the Polls...

	BA	SW	CB	NCBWA
PS	8	9	12	10
2/3	--	--	9	9
2/10	5	6	7	7
2/17	5	4	5	6
2/24	4	2	4	4
3/3	4	3	4	4
3/10	3	1	1	3
3/17	3	1	1	2
3/24	3	2	4	3
3/31	7	3	5	4
4/7	7	4	6	5
4/14	6	4	6	4
4/21	11	5	7	6
4/28	8	4	4	4
5/5	6	3	4	3
5/12	6	3	4	3
5/19	6	4	4	3
6/2	5	4	4	2

ASU Quick Facts/Notes

Arizona State Postseason History

NCAA Appearances	26
NCAA Record	124-51 (.709)
CWS Appearances	18
National Championships	5
CWS Runner-Up Finishes	5
Last CWS Appearance	1998 (2nd)
College World Series Record	55-30 (.647)
Regional Titles	12

Baseball History

All-Time Record	2,313-1,127-6
Early Record	333-338-5
Modern Record	1,980-789-1
Packard Stadium	818-235-1 (29)
Best Record All-Time	59-8 (1973)
School Record Wins in a Season	65 ('76)

Media Relations Information

Baseball Contact	Jeff Evans
Evans' E-Mail	jeff.evans@asu.edu
Evans' Direct Line	(480) 965-6594
Phone	(480) 965-6592
Fax	(480) 965-5408
Diablo Press Box Phone	(602) 453-3790
Website	www.TheSunDevils.com
Evans' Record at ASU	124-53-1

The Pedroia Record Watch

Career Batting Average:

1. Kevin Romine (1981-82) 408
2. Hubie Brooks (1977-78) 396
3. Willie Bloomquist (1997-99) 394
4. Mike Soddors (1980-81) 389
5. Dan McKinley (1995-97) 389
6. Chris Bando (1975-78) 388
- Dustin Pedroia (2002-P)** 388
8. Bob Horner (1976-78) 384
- Casey Myers (1998-2001) 384
10. Roger Schmuck (1970-71) 381
11. Oddibe McDowell (1983-84) 380



Sun Devil Baseball 2003

Inside the Numbers

3	Times ASU has hosted an NCAA Regional in last four years.
5	NCAA National Championships won by the Sun Devils.
7	Consecutive hits by Junior OF Andre Ethier over two games vs. Hawaii-Hilo.
8	Consecutive K's by senior Beau Vaughan vs. UHH (1/17) to ranks second in ASU record books.
8	Number of Sun Devils who have played for USA Baseball National Team since 1984.
11	Preseason Baseball America top 50 Teams ASU will play in '03.
16	Career saves by junior closer Ryan Schroyer which is tied for fifth in ASU's career record books.
16	Players on the 2003 squad that have been drafted by MLB.
18	Number of times ASU has played in the College World Series.
36	Number of career home runs by junior DH/C Jeremy West.
77	Consecutive polls ASU has been ranked in at least one national poll.
78	Number of former Sun Devils who have played in Major League Baseball.
92	Number of RBI by first baseman Jeff Larish in 2003.
202	Number of career hits by So. Shortstop Dustin Pedroia.
359	Number of wins in head coach Pat Murphy's nine seasons as the skipper of the Sun Devils.
413	Career at-bat in which senior Dennis Wyrick hit his first home run as a Sun Devil.
498	ASU's active NCAA record consecutive games scoring streak dating back to 1995.
1,189	Number of combined MLB home runs by former Devils Barry Bonds and Reggie Jackson.

Larish Breaks Single-Season Record With Four Grand Slams:

With his fourth grand slam of the season in the eighth inning of ASU's 17-1 blowout of UCLA on April 19, sophomore Jeff Larish broke the single-season record for grand slams. Dave Hudgens set the previous record of three in 1977. ASU also broke the single-season NCAA record with 14 grand slams. Here is a look at Larish's four grand slams this year:

GS	HR #	Game #	Date	Opponent	Pitcher	Inning
1.	5	9	Jan. 26	San Diego State	Coon	4
2.	8	21	Feb. 22	Notre Dame	Ogilvie	5
3.	9	23	Feb. 28	Penn State	Stidfole	4
4.	14	48	Apr. 19	UCLA	Miltnerberger	8

Home Run Notes:

Heading into the Super Regionals the Sun Devils have already doubled their entire season total from 2002 with 78 home runs. ASU has hit 56 of those home runs at Packard Stadium and 22 in its 28 road or neutral site games. Of the 37 games played at Packard Stadium the Devils hit at least one home run in 27 games. A total of 12 different players have hit at least one home run and nine players have two or more home runs. Junior Jeremy West leads the team with 17 round-trippers after hitting eight in his last 17 games. Sophomore Jeff Larish is tied with West at 17, including an ASU single-season record of four grand slams. The Devils have homered in 43 of their 65 games (66%), including 22 multi-home run games. The Devils also have an NCAA record 14 grand slams on the season with Larish (4), Steve Garrabrants (3), Jeremy West (3), Rod Allen (2) and freshmen Ryan Bosch and Travis Buck all leaving the yard with the bases loaded to tie the NCAA record. ASU had only one grand slam in 2002 and four in 2001. ASU's home run breakdown includes 22 solo shots, 27 two-run homers, 15 three-run home runs and 14 grand slams to account for 25% of the total run production in 2003 (162 runs). Listed below are ASU's home run totals since the NCAA adopted the current bat rules for the 1999 season.

Year	Games	HR	HR Per Game
1999	60	67	1.12
2000	59	86	1.46
2001	58	33	0.57
2002	58	38	0.66
2003	65	78	1.20

Nick Walsh on a Tear:

Junior utility player Nick Walsh has one goal in mind when he steps in the batters box... get on base. Walsh, a native of Alamo, Calif., was struggling up to the Cal series hitting only .238 (10-for-42) while playing in 32 games and making only five starts. But then he was inserted into the leadoff spot vs. the Golden Bears and finished the series 6-for-8 (.750) and since that series has been on a tear going 29-for-68 (.426) with eight multi-hit games to raise his season average 109 points to .355. He had a career-best game vs. Washington State (4/27) in which he went 6-for-6 with three doubles, seven RBI, five runs scored and recorded six different run-scoring hits. The three doubles, six hits and five runs scored were each one off the single-game ASU record and his seven RBI were two away from the school record.

Walsh's Statistics Before April 13:

Avg.	GP-GS	AB	R	H	2B	3B	RBI	OB%
.238	32-5	42	13	10	1	0	5	.407

Walsh's Statistics After April 13:

Avg.	GP-GS	AB	R	H	2B	3B	RBI	OB%
.426	21-18	68	21	29	5	1	18	.530

Pedroia is Everybody's All-American:

Sophomore shortstop Dustin Pedroia (Woodland, Calif.) has been the spark plug to ASU's 53-12 record. ASU's only player to play and start in all 65 games, Pedroia leads the Devils in hitting at .423 with 120 hits, 34 doubles, three triples, four home runs and 52 RBI. The 2003 Pac-10 co-Player of the Year and first-team All-American also leads the conference in hits (120), doubles (34) and leads ASU with 41 extra base hits. In 24 Pac-10 contests Pedroia hit .409 (45-for-110) with 10 doubles and 17 RBI. He has also recorded 41 multi-hit games to pace the ASU offense. He went 8-for-16 (.500) in last weekends NCAA Regional and was named the tournament most outstanding player. With his 120 hits Pedroia has become only the 22nd Sun Devil in school history to surpass the 100-hit plateau and the first since Willie Bloomquist in 1999. The 120 hits are currently fourth in ASU single-season history. His .423 average is tied for sixth in the ASU single-season record books and his .388 career average also ranks tied for sixth. In a rare performance, Pedroia went 0-for-5 with two strikeouts in ASU's 4-2 win over LBSU (2/2) to have his career-long 22-game hitting streak come to a halt. The streak, which spanned 11 games each at the end of 2002 and 11 games to begin 2003, fell just two games off the top six in ASU Baseball history. It is the longest streak since current Houston Astros prospect Brooks Conrad had a 21-game streak in 2000. During the streak Pedroia combined to hit .390 (41x105). He also had streaks of 17, 13 and 12 games this year to combined for four separate hitting streak of 10 or more games. The Pedroia now has a hit in 72 of his last 76 games dating back to the end of last year, including hits in all but four games this year (61 of 65). In his two years as a Sun Devil he already has 202 hits, 47 of which are doubles, and has never missed a start in 123 consecutive games. In the field Pedroia has also been the rock to ASU's solid .973 team fielding percentage. The slick fielding shortstop has committed only eight errors in 307 total chances for a .974 fielding percentage and not made an error in 23 straight games. Pedroia is one of ASU's leading hitter with runners in scoring position, going 43-for-89 (.483) with 10 doubles and 48 RBI.



Sun Devil Baseball 2003

Pedroia Proves to be Sparkplug:

Pedroia has ignited several ASU scoring rallies this year as is evident by his .540 (61x113) average as a leadoff hitter (inning and game). The percentage marks the amount of times he has reached base to either lead off the game or an inning for the Devils. All told, Pedroia has batted leadoff in 60 of ASU's 65 games this year with the Devils going 51-9 when his name is penciled in first on the lineup card. Amazingly, Pedroia has reached base safely in 31 of those games to lead off the game for the Devils, with 24 hits (nine extra base hits, 1 HR) and has scored ASU's first run in 20 of those games.

West, Ethier, Pedroia and Wyrick Streaking Heading Into Super Regionals:

Heading into the NCAA Super Regionals this weekend, Jeremy West and Andre Ethier each have hitting streaks of 20 or more games. West is currently riding a career-high 21-game streak dating back to April 2 when he went 2-for-3 vs. New Mexico. During the streak West has combined to go 42-for-86 (.488) with 23 runs scored, eight home runs and 38 RBI. Ethier is also in the midst of a career-high streak, spanning 20 games dating back to April 17 vs. UCLA. Ethier has combined to go 39-for-88 (.443) during the streak with 29 RBI, seven home runs, three triples and three doubles. Dustin Pedroia is also aiming for his fifth hitting streak of 10 or more games with a current eight-game streak intact heading into the series with Cal State Fullerton. Dennis Wyrick has a six-game streak dating back to the start of the Arizona series. Tuffy Gosewisch recently had his career-high eight-game hitting streak snapped. Gosewisch combined to go 12-for-29 (.414) during the streak. Here is a look at how West, Ethier, Pedroia and Wyrick have fared during their respective hitting streaks:

Player	Current Streak	Statistics During Streak
Jeremy West	18 Games	.488, 42-for-86, 23 R, 38 RBI, 4 2B, 1 3B, 8 HR
Andre Ethier	17 Games	.443, 39-for-88, 30 R, 39 RBI, 3 2B, 3 3B, 7 HR
Dustin Pedroia	8 Games	.462, 18-for-39, 18 R, 6 RBI, 3 2B, 1 3B, 1 HR
Dennis Wyrick	6 Games	.478, 11-for-23, 6 R, 10 RBI, 3 2B, 2 3B

Thurmond and Liebeck Leading The Pac-10 in ERA:

Senior right-handed pitchers Jered Liebeck and Ben Thurmond head into the super regionals ranked No. 1 and No. 2 in the Pac-10 in ERA (with pitching minimums). Liebeck is 8-0 on the season with a 2.57 ERA while making 20 pitching appearances and 13 starts. Thurmond, a senior transfer from Winthrop, is 7-0 with a 2.68 ERA in 74.0 innings. Thurmond had an impressive Pac-10 season going 2-0 with a 2.68 ERA. Both players recorded victories in the NCAA Regionals. Classmate Beau Vaughan leads ASU with 10 wins and is second in the Pac-10 with 105 strikeouts.

The Return of Jeremy West:

Junior designated hitter Jeremy West has slowly but surely returned to his 2002 form in which he led the Pac-10 with 71 RBI and earned first-team all-conference honors. Riding a current 21-game hitting streak, West has gone 42-for-86 (.488) during that stretch with eight home runs and 38 RBI to raise his season average to .384 (73-for-190). He also has 71 RBI, eight doubles, one triple and is second in the Pac-10 with a .705 slugging percentage. He was named to the Tempe Regional All-Tournament Team hitting .600 (9-for-15) with seven RBI and is now second on the team in batting at .384. Over his last 34 games, West has raised his season average from .280 to .384 going 53-for-118 (.449) with 50 RBI. He recorded a record-breaking weekend vs. Washington State (4/25-27) in which he earned his fourth career Pac-10 Player of the Week award. In the three-game set vs. the Cougars, West combined to go 9-for-16 (.562) with five home runs, seven runs scored and 13 RBI. He homered in all three games (extending his consecutive games homer streak vs. WSU to six games), including hitting a walk-off two-run homer in the 10th inning in Saturday's 5-3 victory and belting an ASU single-game record tying three on Sunday. Going 5-for-7 in the series finale, West tied the single-game home run mark with a two-run, three-run and grand slam home run and also equaled the school record with nine RBI. For the season, West now has 17 home runs to lead the team, including a trio of multi-home run games, and with 36 career homers is now tied for 8th in the ASU career record books. His .651 career slugging percentage also ranks fourth and his 176 RBI are tied for ninth in ASU history heading into the NCAA Super Regional this weekend.

Best Slugging Percentage (min. 250 at-bats)

	G	AB	H	TB	SLG%
1. Mitch Jones (1999-2000)	109	405	141	296	.731
2. Bob Horner (1976-78)	186	683	262	492	.720
3. Rick Morris (1985-86)	126	477	178	325	.681
4. Jeremy West (2001-P)	165	538	190	350	.651
5. Roger Schmuck (1970-71)	112	420	160	273	.650
6. Todd Brown (1983-85)	119	452	160	292	.646
7. Oddibe McDowell (1983-84)	141	550	209	354	.644

ASU Career Home Runs

1. Bob Horner (1976-78)	56
2. Mike Kelly (1989-91)	46
3. Barry Bonds (1983-85)	45
4. Dan Rumsey (1986-89)	44
5. Andrew Beinbrink (1996-99)	40
6. Casey Myers (1998-2001)	39
7. Mitch Jones (1999-2000)	38
8. Jeremy West (2001-P)	36
Ted Dyson (1983-87)	36
Mike Soddors (1980-81)	36

ASU Career RBI

1. Andrew Beinbrink (1996-99)	283
2. Casey Myers (1998-2001)	275
3. Clay Westlake (1973-76)	250
4. Bob Horner (1976-78)	229
5. Alvin Davis (1979-82)	200
6. Mike Kelly (1989-91)	194
Ken Landreaux (1974-76)	194
8. Alan Bannister (1970-72)	177
9. Willie Bloomquist (1997-99)	176
Jeremy West (2001-P)	176

How ASU Ranks In the Pac-10

Team Offensive Rankings:

Avg.	352	1st
Runs	673	1st
Hits	836	1st
Doubles	156	1st
Triples	25	3rd
Home Runs	78	2nd
RBI	622	1st
OB %	455	1st
SLG %	538	1st
FLD %	973	2nd

Team Pitching Rankings:

ERA	3.18	1st
Strikeouts	512	1st
Wins	53	1st
Saves	9	7th
Opposing Avg.	251	2nd
Innings Pitched	577.2	1st
Walks	226	7th

Pac-10 Individual Rankings

Jeff Larish

Batting	372	9th
Slugging %	700	3rd
On Base %	532	2nd
Hits	83	9th
Runs	79	2nd
RBI	92	1st
Home Runs	17	t-4th
Total Bases	156	3rd
Walks	77	1st

Dustin Pedroia

Batting	423	1st
Hits	120	1st
Doubles	34	1st
At Bats	284	1st
Total Bases	172	1st
On Base %	491	3rd
Runs	83	1st
Walks	36	6th

Steve Garrabrants

RBI	59	8th
Doubles	16	t-9th
Stolen Bases	23	2nd

Andre Ethier

Batting	373	8th
On Bas %	487	5th
Runs	73	4th
Hits	93	3rd
RBI	66	5th
Total Bases	140	7th
Walks	51	2nd

Jeremy West

Batting	384	7th
Slugging %	705	2nd
On Base %	522	3rd
Runs	63	6th
Home Runs	17	t-4th
Walks	45	4th

Erik Averill

ERA	3.39	4th
Opp Avg.	.257	6th

Ryan Schroyer

Saves	8	t-2nd
Relief Appearances	29	2nd
Games Finished	24	1st

Jered Liebeck

ERA	2.57	1st
Opp Avg.	.260	7th

Ben Thurmond

ERA	2.68	2nd
-----	------	-----

Beau Vaughan

Strikeouts	105	2nd
Opp Avg.	.246	3rd
Innings Pitched	91.1	8th
ERA	4.34	7th



Sun Devil Baseball 2003

Production at First Base:

The first base position has proven to be ASU's big run producer this year with Jeff Larish, Mike Guerrero and Jeremy West combining to torture opposing teams. In ASU's 65 games, Larish has played in 58 games, Guerrero in 14 games and West in two games at first base. The trio, when playing the position, have combined to go 100-for-250 (.400) with 27 doubles, 19 home runs and 103 RBI.

About the 19-Game Winning Streak:

After starting the year 9-0, ASU suffered its first setback with an 11-5 loss at nationally ranked Long Beach State on Jan. 31. After that loss, ASU went on a 19-game winning streak combining to go 13-0 in February and won the first six games in March before losing 6-5 to No. 30 Oklahoma (3/14). The 19-game winning streak is the longest by an ASU squad since the 1990 team won 23 straight games. Dustin Pedroia led ASU during the streak hitting .432 (35-for-81) with 11 of his Pac-10 leading 28 doubles. As a team the Sun Devils hit at a .344 clip and pitched for an impressive 2.56 ERA.

Sun Devils Record Best Start in School History:

Arizona State's 28-1 start to the season goes down in the record books as the best start in school history. The 28-1 record includes an 11-game winning streak to start the season before a loss at nationally ranked Long Beach State (Jan. 31) and a 19-game win streak up until suffering a 6-5 loss to Oklahoma (3/14). During the 28-1 start to the season ASU's pitchers posted an impressive 3.11 ERA and the hitters combined for a .360 team batting average. Here is a look at ASU's best starts in school history:

Year	Start	Final Record
2003	28-1	???
1972	23-1	64-6
1978	17-1	56-12
1988	17-1	60-13

Double Vision:

ASU has recorded a Pac-10 best 156 doubles on the year (2.40 per game average). Sophomore shortstop Dustin Pedroia leads the team and Pac-10 with a school and league record 34. Junior Jeff Larish is second on the team with 18 after recording a record-tying four vs. Arizona (5/25). The team record for doubles in a season is 185 set in 1988, while the individual season record was previously 30 by Chris Bando in 1978. The 2003 squad currently ranks sixth in the single-season record books with 156 doubles:

ASU Single-Season Doubles:

1.	185	1985
2.	181	1976
3.	172	1993
4.	161	1975
5.	158	1978
6.	156	2003

ASU in NCAA National Rankings:

The NCAA releases the national statistical rankings each Tuesday and the Sun Devils are listed among the national leaders. NCAA statistics are based on per game averaged to offset the different number of games played by each school. Below is a look at where ASU ranks in the NCAA as of June 2:

Team Stats	Rank	Actual	National Leader	Actual
Batting Average	1	.352	Arizona State	.352
Earned Run Average	7	3.18	VCU	2.54
Fielding Percentage	11	.973	Long Beach State	.981
Scoring	1	10.35	Arizona State	10.35
W-L Pct	4	.815	Southern U.	.863

Individual Stats	Player	Rank	Actual	National Leader	Actual
Batting Average	Dustin Pedroia	8	.423	Rickie Weeks, SU	.479
RBI Per Game	Jeff Larish	6	1.48	Billy Becher, NMSU	1.93
Doubles Per Game	Dustin Pedroia	1	0.52	Dustin Pedroia, ASU	0.52
ERA	Jered Liebeck	49	2.57	Tom Mastny, Furman	1.09
Wins	Beau Vaughan	10	21	Jeff Nieman, Rice	15.0
K's Per 9.0 IP	Beau Vaughan	29	10.4	Ryan Wagner, Houston	16.8

The Big Inning:

The Sun Devils have been a scoring machine leading the NCAA with 10.35 runs per game this year. ASU has also proven to be an explosive team at the plate, recording 157 big innings (2 or more runs). The team has also recorded 36 innings when they score five or more runs and have scored over 10 runs in an inning four times. ASU's biggest run production in a single frame was 12 in the opening game vs. Washington State (4/25) and 12 in the ninth inning vs. NMSU (5/31). ASU has also produced two first innings with 10 or more runs (Arizona; 5/24, WSU; 4/27).

The Jeff Larish Watch:

Sophomore first baseman Jeff Larish started off with a bang in 2003 hitting 11 home runs in his first 29 games. Although he has cooled off a little as of late, Larish is still having a banner season hitting .372 (83-for-223) with 17 home runs, 18 doubles and is currently tied for sixth in ASU single-season history with 92 RBI. Larish has recorded at least one hit in 51 of 62 games and one RBI in 45 of 62 games this year. He also leads the conference with 77 walks (1.24 per game) and has an unbelievable on-base percentage of .532 (first in Pac-10). For the season he is slugging .700 (third in Pac-10) and is second on the team with 37 extra base hits. He has connected on four grand slams this year, breaking the single-season school record set by Dave Hudgens in 1977. In addition, he is batting .727 (16x22) with the bases loaded and leads the team with 35 two-out RBI. Larish, who was supposed to redshirt in 2002 but played midway through the season, hit .328 with three home runs in 34 games last year. Drafted in the 32nd round in 2001 by the Chicago Cubs, Larish etched his name in the ASU record books with a memorable game in the series finale vs. San Diego State (1/26). In what turned out to be a 24-9 ASU route, Larish was 3-for-4 and tied the school single-game record with nine RBI. He had a two-run single in the first inning, a two-run home run in the third, a grand slam homer in the fourth and then tied the 13-year-old school record (Tommy Adams) by walking with the bases loaded in the eighth. He also tied the single-game record with four doubles vs. Arizona (5/25).

Pedroia Named To Initial Watch List For Golden Spikes Award:

Arizona State sophomore shortstop Dustin Pedroia was included among 25 players named to the initial watch list for the 2003 Golden Spikes Award, given annually to the nation's top amateur baseball player. The 2002 Team USA member was one of only two Pac-10 players to be named to the initial watch list (Carlos Quentin, Stanford). The five finalists were named this week without Pedroia making the final cut. Arizona State has a long tradition of Golden Spikes Award winners as three past Sun Devils have won the award. Bob Horner (1978), Oddibe McDowell (1984) and Mike Kelly (1991) have all won the award. Only Florida State and Cal State Fullerton have matched ASU's legacy also with three winners of the annual Golden Spikes Award.

National Players of the Week:

Three Sun Devils have earned national player of the week honors this year. Senior RHP Jered Liebeck earned national acclaim after his complete-game, three-hit shutout against nationally ranked Long Beach State on Feb. 1. He was named the *Collegiate Baseball* and NCBWA pitcher of the week for his performance. Junior designated hitter Jeremy West earned Pac-10 Player of the Week and *Collegiate Baseball* and CollegeBaseballInsider.com national player of the week after hitting five home runs in three games against Washington State (4/25-27). Junior Andre Ethier is the latest to add his name to the list earning Pac-10 and *Collegiate Baseball* National Player of the Week honors (5/26). Freshman Travis Buck also earned CBI's western regional player of the week honor after his impressive series vs. USC (3/28-30).

Travis Buck Hits For The Cycle:

Freshman outfielder Travis Buck went 5-for-5 with even RBI and hit for the cycle in ASU's 19-0 win over Southern Utah (3/7). He became only the seventh Sun Devil in recorded history to record the elusive cycle and became the first freshman in Pac-10 history to hit for the cycle. Buck capped his perfect night with a grand slam home run as part of an eight-run sixth inning to become ASU's first player to hit for the cycle since Mitch Jones on May 21, 2000 at Arizona. Buck, ASU's normal starting left fielder who was making only his second start in right field, had a single in the first, a double in the third and a triple in the fifth before connecting on his second home run of the year for the cycle. He also added a run-scoring single in the fourth and tied a career high with two stolen bases. For the season Buck, who was named the Pac-10 Player of the Week after going 8-for-11 (.727) vs. USC, is hitting .338 (77-for-228) with 13 doubles and four home runs. Below is a list of ASU player who have hit for the cycle:

Travis Buck	March 7, 2003 vs. Southern Utah
Mitch Jones	May 21, 2000 vs. Arizona
Dan McKinley	April 1, 1997 vs. Grand Canyon
Antone Williamson	May 27, 1993 vs. George Mason
Kevin Higgins	May 1, 1988 vs. UCLA
Todd Brown	March 18, 1984 vs. USC
Paul Ray Powell	March 21, 1969 vs. Michigan



Sun Devil Baseball 2003

Schroyer Tied For Fourth in ASU History With 16 Career Saves:

Junior closer Ryan Schroyer has been nearly unstoppable in 2003 out of the bullpen. The hard-throwing right-hander is 5-2 with eight saves this year and has a 1.61 ERA allowing only eight earned runs in 44.2 innings pitched. The preseason All-American has scattered 39 hits in his 29 outings and has struck out 50 batters. His save over Arizona (5/23), in which sealed ASU's 5-2 win over the Wildcats with a scoreless ninth inning, moved him into a tie for fourth place in the ASU career record books with his 16th career save. Since becoming ASU's closer midway through the 2002 season, Schroyer has been dominating going 8-2 with a 1.54 ERA and 16 saves. During that stretch he has 100 strikeouts in 85.2 innings (50 appearances). Schroyer also put together a solid summer going 1-0 with seven saves and a 0.00 ERA to help lead the Alaska Goldpanners to the NBC World Series title. After recording eight (8) as the league's top pitcher (2.37 ERA) in 2002, Schroyer is looking to continue to move up the charts. Here is a look at ASU's top save leaders in school history:

ASU's Career Saves Leaders:

1. Doug Nurnberg, 1965-67	25
2. Kevin Dukes, 1978-81	20
3. Noah Peery, 1993-94	17
4. Ryan Bradley, 1995-97	16
<i>Ryan Schroyer, 2001-P</i>	<i>16</i>

Pitching Shutouts in Pac-10 Play:

ASU has 10 pitching shutouts this year after recording only six in the previous three years. Included in the 10 shutouts, of only one is a complete-game shutout by Jered Liebeck, four have come in Pac-10 play. Since the Pac-10 North and Pac-10 South (Six Pac) merged in 1999, the four Pac-10 shutouts are more than the previous four years combined in league play. ASU currently leads the conference with a 3.18 ERA, marking the best staff ERA since ASU joined the Pac-10 in 1979 and the second lowest during the aluminum bat era (1974 to present).

Murphy's Teams Know How To Score:

A true icon of the Pat Murphy system is scoring runs. The Sun Devils have done plenty of that since he arrived in 1995. ASU has led the NCAA in scoring in two of the last five years, averaging 11.32 runs per game in 1999 and 10.97 runs per game in 2000. The Devils paced the Pac-10 in 2001, hitting at a .327 clip and averaging 8.26 runs per game to rank 17th in the nation. ASU also led the nation in batting average with a team total of .356 in 1999 and fell just percentage points shy of matching that feat a second year in a row in 2000 with a .346 mark, trailing Stony Brook by one point. During Pat Murphy's nine seasons at ASU, the Sun Devils have been a scoring machine with 4,972 runs in 536 games, averaging 9.28 runs per game and hitting at an overall .332 clip. ASU leads the Pac-10 in hitting again this year at .352 and is averaging 10.35 runs per game (with 35 games with 10 or more runs). Below is an offensive team breakdown of Murphy's ASU teams:

Year	G	AB	R	H	HR	BA
1995	55	1939	395	595	35	.307
1996	56	2075	552	702	73	.338
1997	61	2252	540	735	56	.326
1998	64	2277	557	723	57	.318
1999	60	2199	679	782	67	.356
2000	59	2134	647	738	86	.346
2001	58	2049	479	669	33	.327
2002	58	1994	450	618	38	.310
2003	65	2373	673	836	78	.352
Totals	536	19,292	4,972	6,398	523	.332

Home Sweet Home:

ASU returned to Packard Stadium in 2003 after playing in Mesa (Hohokam Park) in 2002. The Devils recorded their 800th career victory at Packard Stadium (3/1 vs. PSU) and have an all-time 818-235-1 dating back to 1974. ASU played 40 of its 62 regular-season games in the state of Arizona and 37 at Packard Stadium. After playing nine of its first 12 games on the road, the Devils spent nearly the entire months of February and March in the state of Arizona with only three games away from Packard Stadium at the new spring training facility of the Texas Rangers/Kansas City Royals in Surprise. After going 29-10 in designated home games last year, the Devils were 30-7 at Packard Stadium this year now have a combined 163-50-1 (.764) home record in the last five years dating back to 1998. ASU is hitting .354 with 56 home runs in 37 home games and pitching for a 3.27 team ERA on the mound.

Arizona State at Packard Stadium (1998-2003):

2003:	30-7
2002:	29-10
2001:	25-9-1
2000:	33-8
1999:	27-7
1998:	19-9
Total:	163-50-1

A Record Breaking Day For Walsh and West:

Nick Walsh and Jeremy West put together one of the best combined offensive performances in a single game when ASU defeated Washington State 25-0 (4/27). West went 5-for-7 with three home runs, nine RBI and scored three runs. Walsh went 6-for-6 with seven RBI, five runs scored, drilled three doubles and had six different run-scoring hits. The duo combined to collectively go 11-for-13 (.846) with 16 RBI and six extra base hits. West tied the ASU single-game records with the three homers and nine RBI, and his 14 total bases tied for second. Walsh was one off of three separate single-game records with his three doubles, six hits and five runs scored. He is the first Devil to record six hits in a game since Mark Ernster also went 6-for-6 vs. BYU in 1999.

2003 Pac-10 Baseball

Team	Pac-10	Overall
Stanford *#@	18-6	44-15
Arizona State#@	16-8	53-12
Washington#	15-9	42-18
Arizona#	13-11	35-23
USC	11-13	28-28
UCLA	11-13	28-31
California	10-14	28-27
Oregon State	7-17	25-28
Washington State	7-17	19-37

* Pac-10 Champion, @ NCAA Super Regionals
NCAA Regional Bid * qualified for NCAA Tournament

2003 Pac-10/National Awards

All-American

Dustin Pedroia (1st Team - CB/SW)
Jeff Larish (2nd Team - CB)

National Player of the Week

Jered Liebeck, 2/4 (CB, NCBWA)
Jeremy West, 4/28 (CB)
Andre Ethier, 5/26 (CB)

Pac-10 Player of the Week

Jeremy West, 2/25
Travis Buck, 4/1
Jeremy West, 4/28
Dustin Pedroia, 5/19
Andre Ethier, 5/26

First-Team All-Pac-10

Dustin Pedroia (co-Player of the Year)
Ryan Schroyer
Steve Garraabrants
Jeff Larish
Andre Ethier

Tempe Regional All-Tournament

Dustin Pedroia, SS (MOP)
Tuffy Gosewisch, C
Dennis Wyrick, 3B
Jeremy West, DH
Andre Ethier, OF
Ben Thurmond, P
Beau Vaughan, P

Pac-10 Pitcher of the Week

Jered Liebeck, 2/4
Ryan Schroyer, 2/25

CollegeBaseballInsider.com

Regional/National Player of the Week

Travis Buck, 4/2
Jeremy West, 4/29

Preseason All-Americans

Rod Allen (Baseball America - 3rd team)
Andre Ethier (NCBWA - 3rd team)
Jeremy West (Collegiate Baseball - 3rd team)
Ryan Schroyer (CB - 3rd team, NCBWA - 2nd team)

Baseball America Midseason All-Americans

Travis Buck, OF (Freshman)
Erik Averill, LHP (Freshman)
Dustin Pedroia, SS (Sophomore)
Jeff Larish, DH (Sophomore)

Golden Spikes Watch List

Jeff Larish, 1B
Dustin Pedroia, SS

USA Baseball National Team Trials

Jeff Larish, INF
Dustin Pedroia, SS
Travis Buck, OF/INF



Sun Devil Baseball 2003

2002 ASU Hitting Leaders

Batting Average:

1. Jon Sheaffer364
2. Andre Ethier363
3. Jeremy West356
4. Dustin Pedroia347
5. Steve Garabrants337

Hits:

1. Dustin Pedroia	82
2. Jeremy West	74
3. Steve Garabrants	68

Runs Scored:

1. Jeremy West	55
Steve Garabrants	55
3. Dustin Pedroia	51
4. Rod Allen	46

RBI:

1. Jeremy West	71
2. Rod Allen	50
Andre Ethier	50
4. Dustin Pedroia	45
5. Steve Garabrants	33

Doubles:

1. Jeremy West	18
2. Steve Garabrants	15
Rod Allen	
4. Andre Ethier	14

Triples:

1. Steve Garabrants	7
2. Jeremy West	4

Home Runs:

1. Jeremy West	13
2. Nick Cadena	6
Rod Allen	6
4. Andre Ethier	4

2002 ASU Pitching Leaders

Earned Run Average:

1. Carlos Arguello	2.01
2. Ryan Schroyer	2.37
3. Mike Esposito	3.72
4. Robbie McClellan	4.73

Wins:

1. Mike Esposito	9
2. Robbie McClellan	7
3. Carlos Arguello	5
4. Ryan Schroyer	4
Bryce Kartler	4

Batters Struck Out:

1. Mike Esposito	93
2. Robbie McClellan	91
3. Ryan Schroyer	75
4. Bryce Kartler	56
5. Jered Liebeck	38

Innings Pitched:

1. Mike Esposito	104.0
2. Robbie McClellan	97.0
3. Bryce Kartler	62.2
4. Ryan Schroyer	60.2

2002 ASU Fielding Leaders

Errors:

1. Steve Garabrants	10
2. Ian Kinsler	8
3. Cesar Castillo	7
4. Jeremy West	5

Assists:

1. Dustin Pedroia	163
2. Sergio Garcia	99
3. Steve Garabrants	54

Putouts:

1. Jeremy West	427
2. Cesar Castillo	225
3. Tuffy Gosewisch	117

An Early Season Opener:

The Jan. 16 season opener at Hawaii-Hilo was the second earliest start in ASU Baseball history and the earliest start by any collegiate team in 2003. The Devils opened the 1999 season at home with a game at Packard Stadium against the University of Utah on Jan. 15. Arizona State's previous earliest start before 1999 was a Jan. 19 home contest against Grand Canyon (W, 12-2) in 1990. With the 9-0 blanking of UHH on 1/16, ASU is now 25-2 in season-opening games (dating back to 1977) and head coach Pat Murphy is 8-1 in season-openers at ASU (15-1 at D1).

How They Have Finished:

Arizona State has finished four seasons ranked in the top 10 in the final *Collegiate Baseball* national poll since 1990, ranking 10th of all college baseball programs. The schools with the most Top 10 *Collegiate Baseball* finishes are listed below:

1.	Florida State	12
2.	LSU	10
3.	Stanford	9
4.	Miami	8
5.	Clemson	8
6.	Cal State Fullerton	6
7.	Oklahoma State	5
7.	Wichita State	5
7.	USC	5
10.	Arizona State	4

Success in the Classroom As Well As On The Field:

ASU has long enjoyed much success on the diamond, and with 18 College World Series appearances, it is known as one of the gems of college baseball. But lately academics, as well as on-field talent, has shown its true colors in the storied program. Pat Murphy's Sun Devil squads have produced four Academic All-Americans over the past four years (Willie Bloomquist, Mark Ernster, Jeff Phelps, Casey Myers), including Myers being named the Academic All-American for college baseball in 2000 and 2001. The four players honored as First-Team Academic All-Americans is the most by any college baseball program in the nation since 1995. Ryan McKenna, Aaron Klusman, Cesar Castillo, Nick Walsh and Mike Esposito all earned Pac-10 Academic Awards in 2002.

ASU Owns Pac-10 Player of the Year Award:

Since the old Pac-10 North (formerly Washington State, Washington, Oregon State, Portland State) and the Six-Pac joined to form the unified Pac-10 baseball conference in 1999, Arizona State has enjoyed much success with a combined 58-38 record in league play. Even more impressive is that besides last season (2002) no other player besides a Sun Devil has won the annual Pac-10 Player of the Year award. Willie Bloomquist won the inaugural award in 1999, while Casey Myers took home the hardware in 2000 and 2001 to become only fourth player in Pac-10 history to win the award twice in a career. In all, ASU has won nine (9) Pac-10 Player of the Year Awards dating back to 1978 (Myers (2), Bloomquist, Jacob Cruz, Paul Lo Duca, Linty Ingram, Oddie McDowell, Alvin Davis, Mike Soddors) and two Pac-10 Pitchers of the Year (Noah Peery and Marc Barcelo).

Schroyer Named Baseball America Summer All-American:

Junior right-handed pitcher Ryan Schroyer was named a second-team Summer All-American by *Baseball America* after he helped lead the Alaska Goldpanners to the NBC World Series Championship. Schroyer joined the Goldpanners in the Alaskan League after not making the final Team USA roster. Ranked as the No. 3 prospect from the league by BA, Schroyer tamed the league with a 1-0 record, six saves and a 0.00 ERA.

Pedroia Becomes Eighth Devil to Play for Team USA:

Sophomore shortstop Dustin Pedroia became the eighth Sun Devil since 1984 to play for the USA Baseball National Team. After hitting .347 and setting an ASU freshman record with 82 hits in his freshman season, Pedroia made Team USA after being invited to the trials in Tucson, Ariz. Pedroia spent most of the summer as the team's starting shortstop before having to leave after suffering a broken cheek bone in the Harlem Honkball Tournament in The Netherlands.

Hitting For The Cycle... in the First Inning:

In what may be one of the rarest feats of Arizona State baseball history, the Devils led off the Feb. 9, 2002 game vs. Tennessee in grand fashion with the first four hitters combining to hit for the cycle in the first inning. Leadoff hitter Steve Garabrants led off the game with a first-pitch home run, then Dustin Pedroia followed with a double, then Rod Allen singled and to cap off the amazing event, Jeremy West tripled to give ASU the early 2-0 lead. ASU also accomplished the rarity in the 10-run first inning against Washington State (4/27) in 2003 when the first five batters (Pedroia, 3B; Walsh, 1B; Larish, 2B; West HR) combined to hit for the cycle.

Why Not #9 Murphy:

Most who are close to the ASU Baseball program know what the No. 9 means to head coach Pat Murphy. Often his slogan to "Play all 9 Innings", Murphy and No. 9 are synonymous with each other... until last year. In a preseason meeting with team, Murphy gave a speech on how you have to be able to give up anything for the team. In this case, he even offered up his prize No. 9, knowing no one would take it. That is, until ASU's Steve Garabrants raised his hand and said, I'll take it, and with that, the leader of the Devils is willing to give up *anything* for the team and will wear No. 7 again this year.



Sun Devil Baseball 2003

ASU And Team USA Connections:

Arizona State baseball has had a long-standing tradition of sending players to play for the USA National team during the summers. In a recent poll distributed by USA Baseball, ASU ranked No. 11 as a supplier to the National Team. ASU has had eight players don the Red, White and Blue for Team USA since 1984, with the first being Oddibe McDowell in the 1984 Olympics played at Dodger Stadium in Los Angeles. Jim Austin played for Team USA in 1990 and ASU has had five more players play with Team USA in the last five years. 1999 Pac-10 Player of the Year Willie Bloomquist played in the summer of 1998, 2000-2001 Pac-10 Player of the Year Casey Myers played in the summer of 2000 and was also a member of the Team USA Junior National Team before arriving at ASU in 1998. Current Tampa Bay Devil Ray prospect Jon Switzer was also a member of the 2000 National Team and Mike Esposito was 3-1 with a 1.56 ERA in the summer of 2001. Sophomore Dustin Pedroia played for the National Team last summer and was the starting shortstop until getting hurt near the end of the season. Pedroia, Travis Buck and Jeff Larish have also been invited to USA Baseball National Team Trials this June in Tucson, Ariz. Current Sun Devils Dennis Wyrick and Ryan Schroyer played for the Team USA Junior teams during their respective prep careers.

Golden Spikes Common At Arizona State:

While Khalil Greene of Clemson was the recipient of the 2002 Golden Spikes award as the nation's top amateur baseball player, it should be noted that three Arizona State players have won the award. In addition to ASU, only Cal State Fullerton and Florida State have won three Golden Spikes Awards. Bob Horner, who was a standout at ASU from 1976-78, won the inaugural award in 1978. Oddibe McDowell, who was a member of the first Team USA baseball team to compete in an Olympics, won the award in 1984. Mike Kelly, who ranks second in ASU history with 46 home runs from 1989-91, won the award in 1991. In all, 12 players that have worn the Maroon and Gold have been named a Player of the Year for college baseball.

ASU Leader of the Pac When It Comes to Player of the Week:

Arizona State has amassed 46 Pac-10 Pitchers of the Week and 71 Players of the Week since 1981. That total leads all Pac-10 member schools. Senior RHP Jered Liebeck became the first Pac-10 Pitcher of the Week after his complete-game, three-hit shutout of Long Beach State (2/1) and Ryan Schroyer earned his first award on Feb. 25. Junior Jeremy West joined Schroyer as ASU swept the weekly awards on Feb. 25. Andre Ethier and West (twice) were named Pac-10 Players of the Week in 2002, while Robbie McClellan and Mike Esposito earned Pac-10 Pitcher of the Week honors last year.

Arizona State in Postseason Play:

The Sun Devil baseball program has created a dynasty in college baseball that has been matched by few. With 18 appearances in the College World Series, ASU ranks fifth for the most trips to Omaha. Arizona State has now advanced to the NCAA Tournament in 27 of the program's 45 varsity seasons (dating back to 1959), amassing an incredible 127-51 (.713) record. ASU's five National Championships rank as the second most of any NCAA school. In addition to ASU's five national championships, the Sun Devils have also turned in five second-place teams and three third-place finishes. Arizona State is 18-10 in the NCAA Tournament under ninth-year head coach Pat Murphy. In addition to advancing four straight years, ASU has been left out of the tournament only once (1999) in the last seven years and played for the national championship in 1998.

Postseason Summary:

NCAA Appearances	27	Record in District 7	12-1
All-Time NCAA Record	127-51	CWS Appearances	18
Regional Appearances	20	CWS Titles	5
Regional Titles	13	CWS Runners-up	5
Record in Regionals	58-18	CWS Third-Place Finishes	4
District 7 Appearances	6	Record at CWS	55-30 (.647)
District 7 Titles	6		

NCAA Tournament Breakdown

NCAA Titles By School

1. USC	12
2. Arizona State	5
Texas	5
4. LSU	4
Miami	4

CWS Appearances

1. Texas	29
2. USC	21
3. Oklahoma State	19
Miami	19
5. Arizona State	18

College World Series Wins

1. USC	74
2. Texas	68
3. Arizona State	55
4. Miami	43
5. Oklahoma State	38

NCAA Tournament Appearances

1. Texas	46
2. Florida State	40
3. USC	35
4. Oklahoma State	32
5. Miami (Fla.)	31
9. Arizona State	26



Media Information:

Baseball Contact: Jeff Evans
SID Phone: (480) 965-6592
Evans' Direct Line: (480) 965-6594
SID Fax: (480) 965-5408
Evans' E-Mail: Jeff.Evans@asu.edu
Website: www.TheSunDevils.com
Mailing Address:
 Carson Center Room 131
 Media Relations
 Arizona State University
 Tempe, AZ 85287-2505

Interviews:

All interviews with players and the coaching staff need to be cleared through the ASU media relations office and Jeff Evans. If you wish to talk to any Sun Devil player or head coach Pat Murphy, please contact Evans via the above information.

Media Guides:

Media guides will be available to working press only and can be purchased by fans at home games at Packard Stadium for \$7. Press guides will not be distributed to fans from the press box or the media relations office. The 2003 ASU Baseball Media Guide is also available online at www.thesundevils.com in .pdf format.

Game Notes and Statistics:

Game notes and statistics will be distributed to all working media and scouts on game days at Packard Stadium. Copies will also be made available in the press box. The statistics are for working press, scouts and coaches only. A complete statistical book containing box scores, play-by-play and game notes will also be available in the press box for working media following each home game. All information will be made available to fans and ASU supporters through the school's official athletic website, www.TheSunDevils.com.

Live Stats:

While only certain games can be accessed by radio either through the internet or in the greater Phoenix area, every home game and selected road games can be tracked through live statistical updates on ASU's official website, www.TheSunDevils.com.



Sun Devil Baseball 2003

Drafted Devils:

A total of 16 players on the 2003 Arizona State squad have been taken in the Major League Baseball Amateur Draft. Since the inception of the draft in 1965, ASU has had more players chosen (303), more first-round draft picks (21) and more No. 1 picks (3) than any other school in the nation. Both Bryce Kartler and Josh Perrault have been selected twice in the draft, but both times decided to stay and play college baseball. Newcomers Travis Buck, Chris Beatty, Seth Dhaenens, Ben Thurmond and Beau Vaughan have all been selected as well. ASU's three No. 1 picks were Rick Monday (1965), Floyd Bannister (1976) and Bob Horner (1978, Atlanta). No other college has had more than on No. 1 overall selection in the draft.

Player	Year	Team	Round Drafted
Rodney Allen	2000	Reds	34th round
Chris Beatty	2002	Twins	44th round
Travis Buck	2002	Mariners	23rd round
Nick Cadena	2001	Royals	42nd round
Seth Dhaenens	2002	Red Sox	50th round
Andre Ethier	2001	Athletics	37th round
Steve Garabrants	2000	Twins	42nd round
Mike Guerrero	2000	Red Sox	36th round
Bryce Kartler	2001	Cardinals	20th round
	2002	Indians	48th round
Jeff Larish	2001	Cubs	32nd round
Jered Liebeck	1999	Diamondbacks	45th round
Josh Perrault	2000	Diamondbacks	40th round
	2001	Marlins	42nd round
Ryan Schroyer	2000	Tigers	16th round
Ben Thurmond	2002	Cubs	24th round
Beau Vaughan	1999	Twins	39th round
Dennis Wyrick	1999	Tigers	35th round

Horner Ranks Second As Collegiate Player of the Century:

Former Sun Devil greats Bob Horner and Eddie Bane were honored by *Baseball America* by being placed on the publication's "Team of the Century." Horner, an ASU great under Jim Brock from 1976-78, hit .383 for his career and belted a school record 56 home runs. Horner was listed second on the team behind Oklahoma State slugger Pete Incaviglia (1983-85). Bane, a top pitcher for the Sun Devils from 1971-72, posted a career 40-4 record and a 1.64 ERA. Bane was listed as the ninth best player of the 20th Century by *Baseball America*. The top 10 players of the century were voted on by fans, coaches and baseball writers and are listed below:

1. Pete Incaviglia (Oklahoma State)
2. **Bob Horner (Arizona State)**
3. Robin Ventura (Oklahoma State)
4. Burt Hooten (Texas)
5. Dave Winfield (Minnesota)
6. Phil Stephenson (Wichita State)
7. John G. Olerud (Washington State)
8. J.D. Drew (Florida State)
9. **Eddie Bane (Arizona State)**
10. Derek Tatsuno (Hawai'i)

92 Years of Sun Devil Baseball Tradition:

While the history of baseball at Arizona State University goes back all the way to the early 1900's, the school officially began sponsoring varsity baseball in 1959. Prior to 2002, the ASU Baseball Media Guide referred only to those players that played from 1959 to present. ASU now officially recognizes those players, coaches and seasons from 1907-1958. In 91-plus years of baseball at Arizona State, the program has built a legacy matched by few in the college baseball world. With a 2,316-1,127-6 all-time record, Arizona State has advanced to the College World Series 18 times, won five national championships, won six Pac-10 titles, produced 12 Players of the Year and three Golden Spikes Award winners, and has gone to the NCAA Tournament 27 times. Under current head coach Pat Murphy, the Sun Devils have finished in the top 12 in three of the last five years and finished second in the nation in 1998. They have been ranked in at least one top 25 poll for 77 consecutive weeks.

This is ASU Baseball:

- Only one losing season in modern program history
- 18 College World Series Appearances
- 27 years in the NCAA Tournament
- Six Pac-10 Titles
- Five NCAA Championships
- 12 NCAA National Players of the Year
- Three Golden Spikes Award Winners
- 60 All-Americans
- 2 NCAA Coaches of the Year
- 77 Major League Players
- 21 First-Round Draft Picks
- Finished in top 12 three of past six years
- Four Academic All-Americans in last 4 years
- Eight Team USA Members

All-Time NCAA Baseball Victories Top 10

School	Seasons	Overall Record
1. Fordham	143	3,145-1,516-40
2. Texas	106	2,710-847-26
3. USC	108	2,664-1,355-44
4. Michigan	135	2,346-1,305-37
5. Stanford	110	2,325-1,465-32
6. Washington State	107	2,282-1,309-17
7. Arizona State	91	2,263-1,115-6
8. Arizona	98	2,238-1,156-21
9. Harvard	134	2,213-1,382-32
10. Clemson	105	2,188-1,211-29

* Prior to start of 2003 Baseball Season.*

List compiled by NCBWA and University of Minnesota.

Numerical Roster

- 2 Dustin Pedroia, INF
- 3 Javy Lopez, RHP
- 4 Travis Buck, OF
- 5 Dennis Wyrick, 3B
- 6 Seth Dhaenens, INF
- 8 Jeremy West, 1B/DH
- 9 Steve Garabrants, INF
- 10 Rod Allen, OF
- 11 Jeff Larish, 1B/3B
- 12 Ryan Schroyer, RHP
- 14 Andre Ethier, OF
- 15 Robbie McClellan, RHP
- 16 Nick Cadena, OF/C
- 17 Ryan McKenna, OF
- 18 Eric Van Slyke, RHP
- 19 Joel Bocchi, C
- 20 Nick Walsh, OF/2B
- 22 Matt Leaf, RHP
- 26 Beau Vaughan, RHP
- 27 Bryce Kartler, LHP/OF
- 28 Anthony Franco, C/DH
- 30 Mike Guerrero, 1B
- 31 Ryan Bosch, OF
- 32 Frank Mesa, INF
- 38 Josh Perrault, RHP
- 39 Tuffy Gosewisch, C
- 40 Ben Thurmond, RHP
- 41 Mark Sopko, RHP
- 45 Erik Averill, LHP
- 47 Jered Liebeck, RHP
- 48 Carlos Arguello, LHP
- 49 Brett Bordes, LHP
- 51 Justin Ehlers, LHP/OF
- 55 Chris Beatty, LHP
- 59 Aaron Klusman, RHP
- 60 Garrett Schoenberger, C

Alphabetical Roster

- 10 Rod Allen, OF
- 48 Carlos Arguello, LHP
- 45 Erik Averill, LHP
- 55 Chris Beatty, LHP
- 19 Joel Bocchi, C
- 49 Brett Bordes, LHP
- 31 Ryan Bosch, OF
- 4 Travis Buck, OF
- 16 Nick Cadena, OF/C
- 6 Seth Dhaenens, INF
- 51 Justin Ehlers, LHP/OF
- 14 Andre Ethier, OF
- 28 Anthony Franco, DH
- 9 Steve Garabrants, INF
- 39 Tuffy Gosewisch, C
- 30 Mike Guerrero, 1B
- 27 Bryce Kartler, LHP/OF
- 59 Aaron Klusman, RHP
- 11 Jeff Larish, 1B/3B
- 22 Matt Leaf, RHP
- 47 Jered Liebeck, RHP
- 3 Javy Lopez, RHP
- 15 Robbie McClellan, RHP
- 17 Ryan McKenna, OF
- 32 Frank Mesa, UTL
- 2 Dustin Pedroia, INF
- 38 Josh Perrault, RHP
- 60 Garrett Schoenberger, C
- 12 Ryan Schroyer, RHP
- 41 Mark Sopko, RHP
- 40 Ben Thurmond, RHP
- 18 Eric Van Slyke, RHP
- 26 Beau Vaughan, RHP
- 20 Nick Walsh, OF/2B
- 8 Jeremy West, 1B/DH
- 5 Dennis Wyrick, 3B



Sun Devil Baseball 2003

Sun Devil Player Updates

Rod Allen, OF

10

SEASON/CAREER HIGHLIGHTS:

- Currently out with a broken bone in his left hand suffered against Oregon State (5/12). Could return this weekend vs. Cal State Fullerton.
- Has six home runs this year, including two pinch-hit grand slams.
- Hitting .305 (36-for-118) with four 2B and 81 RBI.
- Has 10 multi-hit games while starting 28 games in 2003.
- Season best 3-for-5 with two RBI vs. Oklahoma (3/15).
- Has started 28 games, with 9 coming in CF and 19 in LF.
- Hit pinch-hit grand slams vs. California (4/11) and at Oklahoma (4/30).
- 2003 third-team preseason All-American (Baseball America)
- Played for Orleans Cardinals in Cape Cod League in summer of 2003.
- Freshman All-American in 2001 when he hit .389 with six home runs.
- A career .323 hitter with 18 home runs and 144 RBI (49 multi-hit games).

Year	Avg	GP-GS	AB	R	H	2B	3B	HR	RBI	BB	SO	SB-ATT
2001....	.389	51-42	180	41	70	14	1	6	53	11	18	6-11
2002....	.278	56-53	209	46	58	15	2	6	50	20	38	14-16
2003....	.305	46-28	118	31	36	4	1	6	41	12	14	3-5
TOTAL...	.323	153-123	507	118	164	33	4	18	144	43	70	23-32

Carlos Arguello, LHP

48

SEASON/CAREER HIGHLIGHTS:

- Crafty lefty with good arsenal of offspeed pitches.
- Overall is 3-0 with a 4.84 ERA in 22 appearances out of the bullpen.
- Has wins against Arizona (5/23), WSU (4/26) and at USC (3/30).
- In Pac-10 play went 3-0 with a 3.09 ERA in 11.2 IP.
- Was 5-1 with a 2.01 ERA in his first year with ASU in 2002.
- Given up only one ER in last five appearances and 6.0 IP (1.50 ERA).
- Best game as a Sun Devil was a seven-strikeout, complete-game shutout win over San Diego in 2002 NCAA Regional.
- 8-1 with a 3.02 ERA in 36 career games (3 starts) as a Sun Devil.
- Honored at team banquet with the Jim Henderson Courage Award after losing his younger brother (killed at a party) during the offseason.

Year	ERA	W-L	App	GS	CG	SHO/CBO	SV	IP	H	R	ER	BB	SO
2002....	2.01	5-1	14	3	1	0/0	0	40.1	38	10	9	9	30
2003....	4.84	3-0	22	0	0	0/3	0	22.1	18	16	12	10	23
TOTAL...	3.02	8-1	36	3	1	0/3	0	62.2	56	26	21	19	53

Erik Averill, LHP

45

SEASON/CAREER HIGHLIGHTS:

- Freshman All-America candidate who is 8-1 with a 3.39 ERA.
- Has struck out 53 batters in 79.2 innings with .257 opponents average.
- Named ASU's co-freshman Newcomer of the Year at annual team banquet.
- Named to Baseball America's midseason Freshman All-America team.
- Tied for seventh in ASU freshman record books with eight wins.
- Has made 19 appearances, with 14 starts (7-1, 3.97 ERA) and five relief appearances (1-0, 0.00 ERA, 11.2 IP).
- Dominated Arizona (5/24) with seven shutout innings to pick up eighth win.
- Threw a one-hit gem over 7.1 innings in his ASU debut vs. UHH (1/18) to pick up his first collegiate win. Struck out seven and had his bid for ASU's first no-hitter since 1993 erased with one out in the eighth.
- Had a stretch of 18.2 consecutive innings without giving up an earned run to open the season and his collegiate career.
- One of three freshman left-handed pitchers on the team.
- Brother (Brandon) is the starting third baseman for UCLA.
- Faced brother Brandon on Apr. 17 vs. UCLA and hit him in only at-bat.
- Native of Orange, Calif., and attended Villa Park HS.

Year	ERA	W-L	App	GS	CG	SHO/CBO	SV	IP	H	R	ER	BB	SO
2003....	3.39	8-1	19	14	0	0/3	0	79.2	78	36	30	18	53
TOTAL...	3.39	8-1	19	14	0	0/3	0	79.2	78	36	30	18	53

Joel Bocchi, C

19

SEASON/CAREER HIGHLIGHTS:

- Hitting .318 (27-for-85) with two home runs and 21 RBI.
- Has recorded only three hits (3-for-26) since Mar. 16 (Oklahoma).
- Had two big hits (3-Run HR, 3-Run 2B) in wins vs. BYU.
- Hit first career home run in season opener to spark ASU to 9-0 win.
- Has started 22 games behind the plate this season (only 1 since Mar. 24).
- Father, Don, is an Associate Athletics Director at ASU.
- Played high school baseball with teammate Rod Allen at Desert Vista.

Year	Avg	GP-GS	AB	R	H	2B	3B	HR	RBI	BB	SO	SB-ATT
2002....	.214	17-8	28	3	6	1	1	0	3	6	5	0-0
2003....	.318	43-22	85	17	27	7	0	2	21	11	23	1-1
TOTAL...	.292	60-30	113	20	33	8	1	2	24	17	28	1-1

Brett Bordes, LHP

49

SEASON/CAREER HIGHLIGHTS:

- Hard-throwing freshman lefty who has made 26 appearances as a reliever.
- Pivotal part of ASU bullpen that has a 2.97 ERA heading into CSF series.
- 1-1 with a 3.46 ERA with 26 K's and 26 BB in 26.0 IP.
- Recorded only win of the year with 0.1 IP vs. USC (3/28).
- Opponents are hitting only .223 off him with only 21 hits.
- Allowed one hit in 2.1 IP with three K's vs. Notre Dame (2/22).
- Has allowed only 10 of his 27 inherited runners to score.
- Prepped at Mesa's Dobson High School where he was All-State.

Year	ERA	W-L	App	GS	CG	SHO/CBO	SV	IP	H	R	ER	BB	SO
2003....	3.46	1-1	26	0	0	0/2	0	26.0	21	12	10	26	26
TOTAL...	3.46	1-1	26	0	0	0/2	0	26.0	21	12	10	26	26

Ryan Bosch, OF/RHP

31

SEASON/CAREER HIGHLIGHTS:

- A two-way player who has seen action in 58 games as an outfielder and two games as a pitcher. Has started 28 games in CF.
- Has hits in 19 of 45 games with at least one official plate appearance.
- Went 2-for-4 with home run and two RBI vs. Cal (4/11).
- Five of his 24 hits in 2003 have come as home runs.
- Debuted as a switch-hitter in PSU series and went 4-for-10 (.400) w/ HR.
- First career hit was a grand slam home run vs. UHH (1/18).
- Hitting .209 (24-for-115) with 30 runs scored and 24 RBI.
- No. 41 on *Baseball America's* preseason Feb 50 top Freshman list.

Year	Avg	GP-GS	AB	R	H	2B	3B	HR	RBI	BB	SO	SB-ATT
2003....	.209	58-28	115	30	24	2	0	5	24	14	36	5-7
TOTAL...	.209	58-28	115	30	24	2	0	5	24	14	36	5-7

Travis Buck, OF

4

SEASON/CAREER HIGHLIGHTS:

- Named All-Pac-10 Honorable Mention and team c-Freshman Newcomer.
- Named to *Baseball America's* midseason freshman All-American team.
- Made "The Catch" vs. UNLV (6/1) robbing Fernando Valenzuela of HR.
- Ranks third in ASU freshman record books with 77 hits, fifth with 13 doubles, fourth with 12 stolen bases and second with 59 runs scored.
- Pac-10 Player of the Week (4/1) after going 8-for-11 (.727) vs. USC.
- Hitting .338 (77-for-228) with 13 2B, 3 3B, 4 HR and 45 RBI.
- Hit .365 in Pac-10 play and .322 in non-conference action.
- Went 5-for-5 with 7 RBI and hit for the cycle in ASU's 19-0 win over Southern Utah (3/7). Capped the cycle by blasting a grand slam HR in the bottom of the sixth inning. ASU's seventh player to hit for the cycle and is the first freshman in Pac-10 history to hit for cycle.
- Has recorded at least one hit in 46 of 63 games and has 22 multi-hit.
- Opened the season with a seven-game hitting streak (.524, 11x21).
- Rated No. 25 on *Baseball America's* preseason Feb 50 Freshman List.
- A 23rd round draft choice of the Seattle Mariners in the 2002 MLB Draft.
- Attended Richland High School (Bombers) in Richland, Wash.
- Named all-state in basketball and baseball during prep career.

Year	Avg	GP-GS	AB	R	H	2B	3B	HR	RBI	BB	SO	SB-ATT
2003....	.338	63-62	228	59	77	13	3	4	45	34	27	12-14
TOTAL...	.338	63-62	228	59	77	13	3	4	45	34	27	12-14



Sun Devil Baseball 2003

Sun Devil Player Updates

Andre Ethier, RF

14

SEASON/CAREER HIGHLIGHTS:

- Named First-Team All-Pac-10 and was named to Tempe Regional All-Tournament team hitting .462 (6-for-13) in regional action.
- Earned team Defensive MVP honors at annual awards banquet.
- Hitting .373 (93x249) with 12 2B, 4 3B, 9 HR and 51 RBI.
- Has recorded five outfield assists this year and eight in his career.
- Ranked by *Baseball America* as the No. 93 prospect for 2003 MLB Draft.
- Has a current career-high hitting streak of 20 games heading into NCAA Super Regionals. Has combined to go 39-for-88 (.443) with seven HR and 29 RBI during the streak. Raised average from .349 to .373.
- Hit .413 (43x104) in Pac-10 play with eight of his nine home runs.
- Named Pac-10 and National Player of the Week (5/26) after hitting .417 with four home runs during four-game stretch vs. UW and Arizona.
- Has hits in 55 of 64 games this year, including 28 of last 30 games.
- Has played in all 65 games this year with 64 starts (CF: 27, RF: 37)
- Second on the team with 29 multi-hit games (48 in career) and 14 multi-RBI.
- Hit dramatic three-run home run with two outs in bottom of ninth inning vs. Stanford to tie the game and complete ASU's seven-run comeback in final two innings.
- Started the season going just 2-for-11 (.182), but turned it around by recording seven consecutive hits (8th most in ASU history) in UHH series.
- Tied career high for hits going 4x4 vs. UHH (1/19) and 4x5 vs. UCLA (4/17).
- Third-team preseason All-American by NCBWA.
- A career .369 hitter with 13 home runs, 116 RBI and 48 multi-hit games.
- Hit .356 with 50 RBI to earn Pac-10 first team honors in 2002.
- Drafted in 37th round of 2001 draft by Oakland Athletics.
- Named No. 4 prospect in Northwoods League after playing in the summer of 2002 with the Rochester Honkers. Earned Rawlings Silver Glove Award.

Year	Avg	GP-GS	AB	R	H	2B	3B	HR	RBI	BB	SO	SB-ATT
2002....	.363	48-48	182	38	66	14	3	4	50	32	20	1-4
2003....	.373	65-64	249	73	93	12	4	9	66	51	29	7-11
TOTAL...	.369	113-112	431	111	159	26	7	13	116	83	49	8-15

Steve Garrabrants, 2B

9

SEASON/CAREER HIGHLIGHTS:

- Named First-Team All-Pac-10 honors, hitting .333 (69x207).
- Also recorded 59 RBI, 16 2B, 3 3B and 8 HR with 56 starts at 2B this year.
- Did not play in first two games vs. Arizona with partially separated shoulder.
- Pairs with SS Dustin Pedroia for one of best middle infields in the nation.
- Earned MVP of Schaefer Classic going 8-for-13 (.615) with five doubles.
- Ranked by *Baseball America* as No. 13 ranked second baseman for 2003 draft.
- Second among Pac-10 players with 23 stolen bases and has 55 in career.
- Has three of ASU's 14 grand slams this year and eight total home runs.
- Has recorded 21 multi-hit games with hits in 44 of 60 games this year.
- A career .328 hitter (180x549) with 36 2B, 15 3B, 10 HR and 115 RBI.
- Played for Orleans Cardinals in Cape Cod League in summer of 2002.
- Hit .337 in 2002 with two home runs and 33 RBI (16 SB).

Year	Avg	GP-GS	AB	R	H	2B	3B	HR	RBI	BB	SO	SB-ATT
2001....	.307	48-33	140	31	43	5	5	0	23	20	26	16-25
2002....	.337	51-51	202	55	68	15	7	2	33	36	42	16-22
2003....	.333	60-56	207	56	69	16	3	8	59	25	36	23-28
TOTAL...	.328	159-140	549	142	180	36	15	10	115	81	104	55-75

Tuffy Gosewisch, C

39

SEASON/CAREER HIGHLIGHTS:

- Hitting .348 (47x135) with nine doubles, two homers and 40 RBI.
- Named All-Pac-10 Honorable Mention and won Bobby Winkles Award.
- Named to Tempe Regional All-Tournament Team (4-for-9, .444).
- Has recorded at least one hit in 11 of last 12 games (.390, 16-for-41).
- Has started 20 straight games behind the plate, going 22-for-56 (.393) during that stretch with two home runs and 19 RBI. Also has 17 assists.
- Hit first career HR vs. UCLA (4/17).
- Went 3-for-3 with three RBI, HR, 2 2B and two runs scored vs. OSU (5/14).
- Opened the season on a tear going 6-for-10 (.600) with three multi-hit games in season-opening series at UHH.
- Brother Chip played for the Sun Devils from 1996-99.

Year	Avg	GP-GS	AB	R	H	2B	3B	HR	RBI	BB	SO	SB-ATT
2002....	.128	30-12	39	6	5	0	0	0	2	4	12	0-0
2003....	.348	56-42	135	41	47	9	0	2	40	21	19	2-2
TOTAL...	.299	86-54	174	47	52	9	0	2	42	25	31	2-2

Mike Guerrero, 1B/OF

30

SEASON/CAREER HIGHLIGHTS:

- Named Team Developmental MVP at annual awards banquet.
- Hitting .362 (34x94) with 12 2B, 2 3B, 2 HR and 30 RBI this year.
- One of ASU's best pinch-hitters going 9-for-25 (.360).
- Was 1-for-3 with second HR in series clinching win over USC (3/30).
- Hit first career home run with three-run HR vs. Penn State (2/28).
- Nearly half of his 34 hits are doubles (12). Hit three vs. Oklahoma (3/15).
- Hit .800 (8x10) in first action as a Sun Devil in series at UHH.
- Transfer from South Mountain CC who redshirted in 2002.

Year	Avg	GP-GS	AB	R	H	2B	3B	HR	RBI	BB	SO	SB-ATT
2003....	.362	45-14	94	23	34	12	2	2	30	9	18	0-0
TOTAL...	.362	45-14	94	23	34	12	2	2	30	9	18	0-0

Bryce Kartler, LHP/DH

27

SEASON/CAREER HIGHLIGHTS:

- Senior two-way player who pitches and plays center field.
- Struck out four and did not allow a hit in two-inning start at UHH (1/19).
- Overall is 0-0 with a 5.03 ERA in 24 appearances (19.2 IP) this year.
- Taking away his 9 ER in 0.2 IP vs. SDSU (1/24-26), he has given up only two ER in 19.0 IP this year for a 0.95 ERA.
- Has also seen action as a DH going 1-for-19 with 5 runs scored this year.
- Owens a career 4-5 record and 5.62 ERA in 74 career appearances (137.2 IP).

Year	Avg	GP-GS	AB	R	H	2B	3B	HR	RBI	BB	SO	SB-ATT
2000....	.500	16-2	6	1	3	0	0	0	5	1	2	0-0
2002....	.250	27-13	16	3	4	3	0	0	4	8	4	0-0
2003....	.053	39-2	19	5	1	0	0	0	0	9	9	1-1
TOTAL...	.195	104-19	41	9	8	3	0	0	9	18	15	1-1

Year	ERA	W-L	App	GS	CG	SHO/CBO	SV	IP	H	R	ER	BB	SO
2000....	6.61	0-1	9	2	0	0/0	1	16.1	22	14	12	14	19
2001....	5.77	0-0	22	2	0	0/0	4	39.0	47	31	25	21	41
2002....	5.46	4-4	19	9	0	0/0	0	62.2	55	46	38	37	56
2003....	5.03	0-0	24	1	0	0/2	0	19.2	16	11	11	13	25
TOTAL...	5.62	4-5	74	14	0	0/2	5	137.2	140	102	86	85	141

Jeff Larish, 1B/3B

11

SEASON/CAREER HIGHLIGHTS:

- Named First-Team All-Pac-10 and Second-Team All-American (CB).
- Named co-Offensive Team MVP at ASU Baseball Awards Banquet.
- Hit towering HR in regional final against UNLV (6/1).
- Hitting .519 (14x27) with nine RBI and 2 HR in last seven games.
- Recorded career-high four hits vs. Arizona (5/25) with four doubles.
- Ranks in the top five nationally with 92 RBI (1.48 per game average).
- Tied for team lead with 17 HR, including ASU record four grand slams.
- Tied ASU single-game records with 4 2B (ARIZ; 5/25) and 9 RBI (SDSU; 1/26).
- Currently tied for sixth in ASU single-season record books with 92 RBI (Mitch Jones; 2000) and is second with 77 walks (Alvin Davis, 87, '82).
- Only second player in ASU history to join 70-70 (BB-RBI) club. Former Sun Devil and Seattle Mariner Alvin Davis is the other (1982).
- Has recorded at least one hit in 51 of 62 games, with 25 multi-hit games.
- Hitting .372 overall (83x223) with 18 doubles and two triples.
- In addition to 17 HR, 92 RBI, has recorded 156 total bases for a .700 SLG%
- Hit fourth grand slam of the year vs. UCLA (4/19) to break ASU single season record set by John Hudgens in 1978.
- Started the season with a nine-game hitting streak (.517, 15x29, 5 HR).
- Was 3-for-4 with two home runs and nine RBI vs. SDSU (1/26). His nine RBI tied the 13-year-old school record set by Tommy Adams in 1990.
- In ASU's first 15 games he had more RBI than he had all of last year (24).
- A career .356 batter with 125 hits, 22 doubles and 20 home runs.
- Recorded 100th career hit with a grand slam vs. UCLA (4/19).
- Put on 15 pounds during offseason and has unlimited power potential.
- Hit .328 with three home runs and 24 RBI as a freshman in 2002.
- Drafted in 32nd round of 2001 draft by Chicago Cubs.

Year	Avg	GP-GS	AB	R	H	2B	3B	HR	RBI	BB	SO	SB-ATT
2002....	.328	34-33	128	31	42	4	3	3	24	29	19	0-1
2003....	.372	62-61	223	79	83	18	2	17	92	77	39	3-5
TOTAL...	.356	96-94	351	110	125	22	5	20	116	106	58	3-6



Sun Devil Baseball 2003

Sun Devil Player Updates

Jered Liebeck, RHP

47

SEASON/CAREER HIGHLIGHTS:

- All-Pac-10 Honorable Mention and ASU co-Pitcher of the Year.
- 8-0 with Pac-10 best 2.57 ERA heading into Super Regionals.
- Has 53 strikeouts and has given up 22 ER in 77.0 IP this year.
- Appeared in 20 games in 2003, making 13 starts and seven relief appearances.
- Is 1-0 with a 1.46 ERA in seven games as a reliever.
- Last start came vs. Oregon State (5/14), giving up five hits and three runs in 2.0 IP.
- Threw a CG three-hit shutout with 2 K's vs. LBSU (2/1).
- Named Collegiate Baseball and NCBWA National Pitcher of the Week and Pac-10 Pitcher of the Week (2/4) after three-hit shutout vs. LBSU.
- Owns a career 12-4 record and 4.07 ERA in 44 games (26 starts).
- In Pac-10 play owns a 4-1 career record with a 5.16 ERA.
- Named 2002 Pac-10 Honorable Mention after going 2-1.
- Drafted in the 45th round of 1999 MLB draft by Arizona Diamondbacks.

Year	ERA	W-L	App	GS	CG	SHO/CBO	SV	IP	H	R	ER	BB	SO
2000....	5.55	2-2	10	5	0	0/0	0	24.1	30	19	15	9	12
2001....	4.40	1-1	7	3	0	0/0	0	14.1	20	8	7	4	10
2002....	5.20	2-1	14	7	0	0/0	1	45.0	53	29	26	16	38
2003....	2.57	8-0	20	13	1	1/1	0	77.0	74	25	22	23	53
TOTAL...	3.92	13-4	51	28	1	1/1	1	160.2	177	81	70	52	113

Javy Lopez, RHP

3

SEASON/CAREER HIGHLIGHTS:

- Has seen action in 15 games out of the bullpen this year.
- Is 1-0 with a 1.96 ERA in 18.1 IP.
- Picked up first career win vs. Notre Dame (2/23).
- Recorded three-inning save vs. Central Conn. State (5/30) in NCAA.
- Returned to team Apr. 25 after being suspended for breaking team rules.
- Junior transfer from El Paso Community College.

Year	ERA	W-L	App	GS	CG	SHO/CBO	SV	IP	H	R	ER	BB	SO
2003....	1.96	1-0	15	0	0	0/2	1	18.1	22	4	4	5	7
TOTAL...	1.96	1-0	15	0	0	0/2	1	18.1	22	4	4	5	7

Robbie McClellan, RHP

15

SEASON/CAREER HIGHLIGHTS:

- Is 7-0 with 3.40 ERA and 55 strikeouts in 55.2 IP this year.
- Has a 1.08 ERA in last eight appearances (16.2 IP).
- Earned wins in consecutive outings vs. OSU (5/12) and UW (5/18).
- 2-0 with a 2.81 ERA in four starts this year (16.0 IP).
- As a reliever is 5-0 with 3.63 ERA this year.
- Entered season as the Pac-10's returning strikeout leader (91 in 2002).
- Owns a career 12-6 record with 137 K's in 138.0 IP as a Sun Devil.
- Finished fourth in the Pac-10 in 2002 with 91 K's in 104.1 IP.
- Transferred from Seward County CC in Liberal, Kan.
- 2001 NBC Summer All-American with Liberal Beejays.
- Collects baseball cards and wears #15 for his idol Tim Hudson.

Year	ERA	W-L	App	GS	CG	SHO/CBO	SV	IP	H	R	ER	BB	SO
2002....	4.73	7-6	21	14	2	1/0	1	97.0	94	59	51	51	91
2003....	3.40	7-0	26	4	0	0/4	0	55.2	49	22	21	32	55
TOTAL...	4.24	14-6	47	18	2	1/4	1	152.2	143	81	72	83	146

Frank Mesa, INF

32

SEASON/CAREER HIGHLIGHTS:

- Sophomore left-handed hitter who can play third, second or shortstop.
- Nickname is Poncho. One of quietest players on ASU's squad.
- Named All-Pac-10 Honorable Mention and team Transfer of the Year.
- Enters Super Regionals hitting .367 (51-for-139) with 23 RBI.
- Hit .400 (4-for-10) in series vs. UCLA and is 7-for-20 (.350) in Pac-10.
- Has recorded 13 multi-hit games and three multi-RBI contests.
- Went 4-for-6 with three RBI and two-run HR in 17-6 win over BYU (2/7).
- Hit .406 with 16 doubles, 6 triples and 9 HR at Arizona Western in 2002.

Year	Avg	GP-GS	AB	R	H	2B	3B	HR	RBI	BB	SO	SB-ATT
2003....	.367	53-35	139	39	51	6	1	1	23	23	19	2-3
TOTAL...	.367	53-35	139	39	51	6	1	1	23	23	19	2-3

Dustin Pedroia, SS

2

SEASON/CAREER HIGHLIGHTS:

- Heart and Soul of the Sun Devils and is the team leader.
- Described by UNLV head coach as "Pete Rose of College Baseball".
- 2003 co-Pac-10 Player of the Year with Stanford's Ryan Garko.
- Hitting .423 (120x284) overall with 34 2B, 3 3B, 4 HR and 52 RBI.
- A career .388 hitter (202x520) to rank tied for sixth in ASU career history.
- His 120 hits are fourth most in ASU single-season history. Nine off record.
- Has not made an error in his 23 straight games (114 total chances).
- Named First-Team All-American by *USA Today* and *Collegiate Baseball*.
- Tempe Regional Most Outstanding Player hitting .500 (8x16).
- A career .500 hitter in NCAA Tournament (18-for-36).
- Named Pac-10 Player of the Week (5/19).
- Named one of 25 players on initial Golden Spikes Award Watch List.
- Could be ASU's best defensive shortstop in school history.
- Looking to become only 15th player in modern ASU history to hit over .400.
- Set ASU and Pac-10 single-season record with 34 doubles to lead the NCAA.
- Broke old ASU doubles record of 30 set by Chris Bando in 1978 and Pac-10 record of 31 set Washington State's Mike Kinkade in 1994.
- Won Pac-10 regular season-batting title and is now hitting .423.
- Has recorded 41 multi-hit games, including 15 games with three or more hits.
- Has had four different hitting streaks of 10 or more games this year.
- Has a current eight-game streak hitting .462 (18x39) during the stretch.
- Only player to start all 65 games and has not missed a start in career (123 games).
- ASU's leading hitter with runners in scoring position (.483).
- Had a 17-game hitting streak (.472, 34-for-72, 10 2B, 13 RBI).
- Named tournament MVP in Coca-Cola Classic going 5-for-12 (.417).
- Had his 22-game hitting streak snapped vs. LBSU (2/2). The streak spanned over the last 11 games of 2002 and first 11 of 2003. He was 41-for-105 (.390) during the streak.
- Has a hit in 61 of ASU's 65 games and 72 of 76 games dating back to 2002.
- Leads the Pac-10 with 172 total bases and first on ASU with 41 extra base hits.
- Set ASU freshman school record for hits in 2002 with 82.
- Named Freshman All-American and First-Team All-Pac-10 in 2002.
- Has made every start of his Sun Devil career (123 consecutive games).
- Starting shortstop for USA Baseball National Team in 2002 Summer.
- Uncle is current University of Washington Defensive Coordinator Phil Snow.
- Hails from Woodland, Calif., and is a huge Sacramento Kings fan.
- No. 36 prospect for college class of 2004 by *Baseball America*.
- Favorite baseball player is former Sun Devil and Sacramento native Fernando Vina.

Year	Avg	GP-GS	AB	R	H	2B	3B	HR	RBI	BB	SO	SB-ATT
2002....	.347	58-58	236	51	82	13	2	1	45	24	19	5-9
2003....	.423	65-65	284	83	120	34	3	4	52	36	13	3-7
TOTAL...	.388	123-123	520	134	202	47	5	5	97	60	32	8-16

Ryan Schroyer, RHP

12

SEASON/CAREER HIGHLIGHTS:

- Named First-Team All-Pac-10 and ASU's "Fireman of the Year."
- Overall is 5-2 with eight saves and a team-best 1.61 ERA in 2003.
- Gave up just three hits and struck out five in season-high 4.2 innings to record no-decision in 13-inning loss to UCLA (4/18).
- Earned win over Stanford (3/22) with 3.0 IP giving up only one hit.
- Named Pac-10 Pitcher of the Week (2/25) after 4.0 scoreless IP vs. ND.
- Ranks tied for fourth in ASU history with 16 saves (Ryan Bradley; 1995-97)
- Over last two years as ASU's closer, is 8-2 with 16 saves and 1.58 ERA in 85.2 innings and 49 appearances. Also has 99 K's in that stretch.
- 2nd team preseason All-American by NCBWA and third-team by Collegiate Baseball.
- Is 11-5 with 16 saves and a 3.16 ERA and 154 K's in 133.2 career IP.
- Second the Pac-10 with 8 saves and led the league with 2.37 ERA in 2002.
- Invited to 2002 USA Baseball National Team Trials.
- Named second-team Summer All-American with Alaska Goldpanners. He had six saves and 0.00 ERA leading team to NBC World Series title.
- Named No. 3 prospect in Alaskan League by Baseball America.
- Member of USA Junior National Team in high school (CDO in Tucson).
- Drafted in 16th round in 2000 MLB draft by Detroit Tigers.

Year	ERA	W-L	App	GS	CG	SHO/CBO	SV	IP	H	R	ER	BB	SO
2001....	7.31	2-2	13	7	0	0/1	0	28.1	28	23	23	22	29
2002....	2.37	4-1	25	4	0	0/1	8	60.2	50	18	16	35	75
2003....	1.61	5-2	29	0	0	0/1	8	44.2	39	9	8	19	50
TOTAL...	3.16	11-5	67	11	0	0/3	16	133.2	117	50	47	76	154



Sun Devil Baseball 2003

Sun Devil Player Updates

Mark Sopko, RHP

41

SEASON/CAREER HIGHLIGHTS:

- Overall 3-2 with 2.38 ERA in 24 games (7 starts) this year.
- Rated as the No. 87 pitching prospect for 2003 MLB Draft (BA).
- Started ASU's first regional game vs. Central Conn. State.
- In seven starts is 2-0 with 1.38 ERA with 22 K's in 26.0 IP.
- As a reliever he is 1-2 with 3.33 ERA in 27.0 IP.
- ASU's opening day starter vs. UHH (1/16).
- Threw 7.0 scoreless innings with career-high five K's in win over Gonzaga in the first game of Coca-Cola Classic. Named to all-tourney team.
- Was 2-2 with one save and 5.56 ERA during redshirt freshman year of 2002.
- Named No. 9 prospect in Northwoods League with Madison Mallards.
- Had stellar prep career in baseball and football at Joliet (Ill.) Catholic.
- For his career is 5-4 with a 3.62 ERA with 68 K's in 87.0 IP.

Year	ERA	W-L	App	GS	CG	SHO/CBO	SV	IP	H	R	ER	BB	SO
2002....	5.56	2-2	25	0	0	0/0	1	34.0	33	25	21	17	26
2003....	2.38	3-2	24	7	0	0/5	0	53.0	52	16	14	13	42
TOTAL...	3.62	5-4	49	7	0	0/5	1	87.0	85	41	35	30	68

Ben Thurmond, RHP

40

SEASON/CAREER HIGHLIGHTS:

- 2003 All-Pac-10 Honorable Mention and ASU co-Newcomer of the Year.
- Named to Tempe Regional All-Tournament team with 5.0 shutout IP vs. UNLV.
- ASU's best pitcher in Pac-10 play going 2-0 with 2.68 ERA.
- Ranks second in Pac-10 behind teammate Jered Liebeck with 2.68 ERA.
- Has struck out 57 and walked only 24 in 74.0 IP this year.
- As a starter has gone 5-0 with 2.67 ERA.
- In last two starts (Arizona/UNLV) has given up 2 ER in 11.1 IP (1.59 ERA).
- Had a strong 6.1 IP start with 5 K's vs. Stanford (3/24).
- Struck out season high eight batters vs. Utah (3/8).
- Played 2000-2002 at Winthrop College in South Carolina.
- All-American in 2001 after going 14-3 with 2.88 ERA and 148 K's.
- Played for Team USA in summer of 2001 with ASU's Mike Esposito.
- Drafted in the 24th round of the 2002 MLB draft by the Chicago Cubs.

Year	ERA	W-L	App	GS	CG	SHO/CBO	SV	IP	H	R	ER	BB	SO
2003....	2.68	7-0	19	15	0	0/3	0	74.0	71	26	22	24	57
TOTAL...	2.68	7-0	19	15	0	0/3	0	74.0	71	26	22	24	57

Beau Vaughan, RHP

26

SEASON/CAREER HIGHLIGHTS:

- Named to Tempe Regional All-Tournament Team with 6.1 shutout IP vs. NMSU.
- Leads the team with 10-5 record and enters super regional with 4.34 ERA.
- In last two starts (Arizona/NMSU), is 2-0 with 0.87 ERA (1 ER, 10.1 IP).
- Had eight K's vs. NMSU in ASU's 15.0 win in second game of regional.
- The No. 30 pitching prospect and No. 82 overall prospect for 2003 draft.
- Second in the Pac-10 behind Stanford's John Hugins with 105 K's.
- Has recorded five games this year with eight or more strikeouts.
- Struck out career-high 10 out of the bullpen (5.1 IP) in loss to UCLA (4/17).
- In nine games as a starter is 5-3 with a 4.47 ERA. 5-2 with 4.21 ERA as a reliever.
- Pitched four scoreless vs. Wichita State (3/18) with 7 K's for win.
- Picked up win in first start with 8 K's in 5.0 IP vs. Oklahoma State (2/15).
- Picked up win vs. UHH (1/17) with 9 K's in 4.2 innings of relief.
- During game vs. UHH struck out eight straight for second most in ASU history.
- Senior transfer from New Orleans. Played JC baseball at South Mountain CC and Phoenix College. Prepped at Glendale's Mountain Ridge HS.
- Drafted in the 39th round of the 1999 MLB draft by the Minnesota Twins.
- Full named is William Lee Vaughan III.

Year	ERA	W-L	App	GS	CG	SHO/CBO	SV	IP	H	R	ER	BB	SO
2003....	4.34	10-5	25	9	0	0/4	0	91.1	84	53	44	33	105
TOTAL...	4.34	10-5	25	9	0	0/4	0	91.1	84	53	44	33	105

Nick Walsh, 2B/OF/DH

20

SEASON/CAREER HIGHLIGHTS:

- Versatile junior who has a knack for getting on base.
- Hitting .355 (39x110) with six doubles and 19 RBI.
- Named All-Pac-10 Honorable Mention.
- Among league leaders hitting .410 (25-for-61) during Pac-10 play.

- Over his last 22 games is hitting .426 (29-for-68) with five 2B and 18 RBI.
- Overall is hitting .355 (39x110) with six doubles and 29 RBI.
- Hit .500 (4-for-8) with five runs scored in NCAA Regional.
- Had career day vs. WSU (4/27) in which he went 6-for-6 with five runs scored, seven RBI and three doubles. All six of his hits were run-scoring hits.
- Has nine multi-hit games this year and 15 in his career.
- Returned home to Bay Area and went 6-for-8 (.750) in two games vs. Cal.
- Prototypical Pat Murphy type player who hustles and is scrappy.
- Is a career .291 hitter with a .469 on-base percentage.
- Spent prep career at football powerhouse De la Salle in Calif.
- Brother Patrick played college football/baseball at San Jose State and Texas.

Year	Avg	GP-GS	AB	R	H	2B	3B	HR	RBI	BB	SO	SB-ATT
2001....	.264	44-21	91	26	24	3	0	1	15	31	9	2-5
2002....	.219	41-14	64	19	14	2	0	0	9	20	12	4-5
2003....	.355	53-23	110	34	39	6	1	0	23	19	13	3-5
TOTAL...	.291	138-58	265	79	77	11	1	1	47	70	34	9-15

Jeremy West, DH/1B

8

SEASON/CAREER HIGHLIGHTS:

- Honorable Mention All-Pac-10 and ASU co-Offensive MVP.
- Named to Tempe Regional All-Tournament Team.
- Hit .600 (9-for-15) with five runs and seven RBI in regional action.
- Second on the team hitting .384 (73x190) with 17 HR and 71 RBI.
- Current 21-game hitting streak dating back to Apr. 2 vs. New Mexico.
- Has combined to go 42-for-86 (.488) during the streak with eight HR.
- Named Pac-10 POW twice in 2003 and four times during career.
- Named *Collegiate Baseball* National Player of the Week (4/28).
- Had career day vs. WSU (4/27) going 5-for-7 and tied ASU single-game records with three home runs and nine RBI.
- Hit five home runs in series vs. WSU, including walk-off shot in 10th (4/26).
- Has hit three grand slams this year, including ASU's record breaking 13th.
- Went 4-for-5 with RBI in 17-1 win over UCLA (4/19).
- Earned third career Pac-10 Player of the Week honors (3/25) after going 5-for-9 with three home runs and 10 RBI. Hit third Pac-10 POW honor.
- His 36 HR are tied for 8th and .651 SLG% is fourth best in ASU history.
- Named first-team All-Pac-10 in 2002 after leading league with 71 RBI and belting team-high 13 home runs.
- A career .353 hitter (190x538) in 165 games.
- Third-team preseason All-American selection by *Collegiate Baseball*.
- Named No. 89 prospect for 2003 college class by *Baseball America*.

Year	Avg	GP-GS	AB	R	H	2B	3B	HR	RBI	BB	SO	SB-ATT
2001....	.307	49-35	140	34	43	8	4	6	34	21	23	2-3
2002....	.356	56-56	208	55	74	18	4	13	71	29	31	0-0
2003....	.384	60-52	190	63	73	8	1	17	71	45	33	2-4
TOTAL...	.353	165-143	538	152	190	34	9	36	176	95	87	4-7

Dennis Wyrick, 3B

5

SEASON/CAREER HIGHLIGHTS:

- Overall is hitting .356 (58x163) with 36 runs, 8 2B and 34 RBI.
- Named to Tempe Regional All-Tournament Team (.500, 5x10).
- Current six-game hitting streak in which he is hitting .478 (11x23).
- Tied career high four hits vs. Arizona (5/24), including two doubles.
- Plated winning run in 11th inning with bases loaded single vs. Stanford. (3/22).
- His three-run home run vs. UHH (1/17) was his first career home run coming in his 413th career at-bat.
- Broke out of 0-for-15 career slump vs. USC going 5-for-16 (.313).
- A career .357 hitter in Pac-10 play (81-for-227) with nine doubles.
- In 185 games as a Sun Devil is hitting .341 (194x569) with 100 RBI.
- Was ASU's starting SS as a freshman in 2000 and has moved to 3B.
- Has recorded 13 multi-hit games in 2003 and 55 in his career.
- Was a top high school football defensive back who was highly recruited.
- Attended Bishop Amat High School in Southern California.
- Played for USA Baseball Junior National Team during prep career.

Year	Avg	GP-GS	AB	R	H	2B	3B	HR	RBI	BB	SO	SB-ATT
2000....	.317	53-51	161	42	51	2	2	0	29	19	31	4-6
2001....	.360	52-46	172	31	62	8	0	0	27	22	29	4-6
2002....	.315	25-24	73	11	23	4	0	0	10	6	12	3-3
2003....	.356	55-32	163	36	58	8	4	1	34	10	25	7-8
TOTAL...	.341	185-153	569	120	194	22	6	1	100	57	97	18-23



Sun Devil Baseball 2003

Current Hitting Streaks (5 or more games)

Jeremy West (21 Games)

Date	Opponent	G	Strk	Avg	AB	R	H	RBI	2B	3B	HR	BB	SB	Game-->	AB	R	H	BI	2B	3B	HR	BB	SB
Apr 02, 2003	New Mexico	38	1	.667	3	1	2	0	0	0	0	0	0	—>	3	1	2	0	0	0	0	0	0
Apr 07, 2003	Grand Canyon	39	2	.500	6	1	3	1	0	0	0	1	0	—>	3	0	1	1	0	0	0	1	0
Apr 11, 2003	at California	40	3	.500	8	1	4	1	0	0	0	1	0	—>	2	0	1	0	0	0	0	0	0
Apr 17, 2003	UCLA	41	3	.500	8	1	4	1	0	0	0	1	0	—>	0	0	0	0	0	0	0	0	0
Apr 18, 2003	UCLA	42	3	.500	8	1	4	1	0	0	0	2	0	—>	0	0	0	0	0	0	0	1	0
Apr 19, 2003	UCLA	43	4	.615	13	1	8	2	1	0	0	2	0	—>	5	0	4	1	1	0	0	0	0
Apr 25, 2003	Washington State	44	5	.588	17	4	10	4	1	0	1	3	0	—>	4	3	2	2	0	0	1	1	0
Apr 26, 2003	Washington State	45	6	.545	22	5	12	6	1	0	2	3	0	—>	5	1	2	2	0	0	1	0	0
Apr 27, 2003	Washington State	46	7	.586	29	8	17	15	1	0	5	3	0	—>	7	3	5	9	0	0	3	0	0
Apr 30, 2003	at Oklahoma	47	8	.545	33	8	18	17	1	0	5	3	0	—>	4	0	1	2	0	0	0	0	0
May 06, 2003	UC Irvine	48	9	.541	37	10	20	21	1	0	7	4	0	—>	4	2	2	4	0	0	2	1	0
May 12, 2003	at Oregon State	49	10	.488	43	11	21	22	2	0	7	4	0	—>	6	1	1	1	1	0	0	0	0
May 13, 2003	at Oregon State	50	11	.500	46	11	23	22	2	0	7	5	0	—>	3	0	2	0	0	0	0	1	0
May 14, 2003	at Oregon State	51	12	.490	49	11	24	22	2	0	7	7	0	—>	3	0	1	0	0	0	0	2	0
May 17, 2003	at Washington	52	13	.481	52	11	25	22	2	0	7	8	0	—>	3	0	1	0	0	0	0	1	0
May 18, 2003	at Washington	53	14	.482	56	12	27	23	2	0	7	10	0	—>	4	1	2	1	0	0	0	2	0
May 19, 2003	at Washington	54	15	.459	61	12	28	24	2	0	7	10	0	—>	5	0	1	1	0	0	0	0	0
May 23, 2003	Arizona	55	16	.453	64	13	29	24	2	0	7	11	0	—>	3	1	1	0	0	0	0	1	0
May 24, 2003	Arizona	56	17	.463	67	15	31	26	2	0	7	12	0	—>	3	2	2	2	0	0	0	1	0
May 25, 2003	Arizona	57	18	.465	71	18	33	31	2	1	8	13	0	—>	4	3	2	5	0	1	1	1	0
May 30, 2003	Central Conn. State	58	19	.467	75	20	35	33	3	1	8	15	0	—>	4	2	2	2	1	0	0	2	0
May 31, 2003	vs New Mexico State	59	20	.475	80	22	38	36	4	1	8	16	0	—>	5	2	3	3	1	0	0	1	0
Jun 01, 2003	vs UNLV	60	21	.488	86	23	42	38	4	1	8	16	0	—>	6	1	4	2	0	0	0	0	0

Andre Ethier (20 Games)

Date	Opponent	G	Strk	Avg	AB	R	H	RBI	2B	3B	HR	BB	SB	Game-->	AB	R	H	BI	2B	3B	HR	BB	SB
Apr 17, 2003	UCLA	46	1	.800	5	1	4	0	0	0	0	0	0	—>	5	1	4	0	0	0	0	0	0
Apr 18, 2003	UCLA	47	2	.545	11	2	6	1	0	0	1	1	0	—>	6	1	2	1	0	0	1	1	0
Apr 19, 2003	UCLA	48	3	.471	17	4	8	4	0	0	2	1	0	—>	6	2	2	3	0	0	1	0	0
Apr 25, 2003	Washington State	49	4	.455	22	6	10	5	0	0	2	1	0	—>	5	2	2	1	0	0	0	0	0
Apr 26, 2003	Washington State	50	5	.462	26	7	12	6	0	1	2	2	0	—>	4	1	2	1	0	1	0	1	0
Apr 27, 2003	Washington State	51	6	.438	32	9	14	10	0	1	3	3	0	—>	6	2	2	4	0	0	1	1	0
Apr 30, 2003	at Oklahoma	52	7	.429	35	11	15	10	0	1	3	5	0	—>	3	2	1	0	0	0	0	2	0
May 06, 2003	UC Irvine	53	8	.410	39	12	16	10	0	1	3	5	0	—>	4	1	1	0	0	0	0	0	0
May 12, 2003	at Oregon State	54	9	.419	43	15	18	12	0	1	3	7	0	—>	4	3	2	2	0	0	0	2	0
May 13, 2003	at Oregon State	55	10	.426	47	15	20	13	0	1	3	7	0	—>	4	0	2	1	0	0	0	0	0
May 14, 2003	at Oregon State	56	11	.412	51	17	21	13	0	1	3	9	0	—>	4	2	1	0	0	0	0	2	0
May 17, 2003	at Washington	57	12	.418	55	17	23	13	1	1	3	9	0	—>	4	0	2	0	1	0	0	0	0
May 18, 2003	at Washington	58	13	.431	58	18	25	16	1	1	3	10	0	—>	3	1	2	3	0	0	0	1	0
May 19, 2003	at Washington	59	14	.429	63	19	27	17	2	1	4	10	0	—>	5	1	2	1	1	0	1	0	0
May 23, 2003	Arizona	60	15	.418	67	19	28	18	2	2	4	10	0	—>	4	0	1	1	0	1	0	0	0
May 24, 2003	Arizona	61	16	.431	72	21	31	22	3	3	5	10	0	—>	5	2	3	4	1	1	1	0	0
May 25, 2003	Arizona	62	17	.440	75	24	33	24	3	3	7	12	1	—>	3	3	2	2	0	0	2	2	1
May 30, 2003	Central Conn. State	63	18	.456	79	25	36	27	3	3	7	14	2	—>	4	1	3	3	0	0	0	2	1
May 31, 2003	vs New Mexico State	64	19	.446	83	27	37	29	3	3	7	16	2	—>	4	2	1	2	0	0	0	2	0
Jun 01, 2003	vs UNLV	65	20	.443	88	30	39	29	3	3	7	17	3	—>	5	3	2	0	0	0	0	1	1

Dustin Pedroia (8 Games)

Date	Opponent	G	Strk	Avg	AB	R	H	RBI	2B	3B	HR	BB	SB	Game-->	AB	R	H	BI	2B	3B	HR	BB	SB
May 18, 2003	at Washington	58	1	.600	5	4	3	2	0	0	1	1	0	—>	5	4	3	2	0	0	1	1	0
May 19, 2003	at Washington	59	2	.600	10	4	6	2	1	0	1	1	0	—>	5	0	3	0	1	0	0	0	0
May 23, 2003	Arizona	60	3	.538	13	5	7	2	1	0	1	2	0	—>	3	1	1	0	0	0	0	1	0
May 24, 2003	Arizona	61	4	.474	19	8	9	3	1	0	1	2	0	—>	6	3	2	1	0	0	0	0	0
May 25, 2003	Arizona	62	5	.435	23	10	10	3	1	0	1	3	1	—>	4	2	1	0	0	0	0	1	1
May 30, 2003	Central Conn. State	63	6	.464	28	13	13	4	2	0	1	4	1	—>	5	3	3	1	1	0	0	1	0
May 31, 2003	vs New Mexico State	64	7	.441	34	15	15	6	3	0	1	4	1	—>	6	2	2	2	1	0	0	0	0
Jun 01, 2003	vs UNLV	65	8	.462	39	18	18	6	3	1	1	5	1	—>	5	3	3	0	0	1	0	1	0

Dennis Wyrick (6 Games)

Date	Opponent	G	Strk	Avg	AB	R	H	RBI	2B	3B	HR	BB	SB	Game-->	AB	R	H	BI	2B	3B	HR	BB	SB
May 23, 2003	Arizona	50	1	.250	4	1	1	1	0	0	0	0	0	—>	4	1	1	1	0	0	0	0	0
May 24, 2003	Arizona	51	2	.556	9	2	5	2	2	0	0	0	0	—>	5	1	4	1	2	0	0	0	0
May 25, 2003	Arizona	52	3	.462	13	3	6	4	2	1	0	0	0	—>	4	1	1	2	0	1	0	0	0
May 30, 2003	Central Conn. State	53	4	.467	15	5	7	6	2	2	0	0	1	—>	2	2	1	2	0	1	0	0	1
May 31, 2003	vs New Mexico State	54	5	.444	18	5	8	7	3	2	0	0	1	—>	3	0	1	1	1	0	0	0	0
Jun 01, 2003	vs UNLV	55	6	.478	23	6	11	10	3	2	0	0	2	—>	5	1	3	3	0	0	0	0	1



Sun Devil Baseball 2003

Dustin Pedroia's Four Separate 10+ Game Hitting Streaks

11 Games (22-game streak counting last 11 games of 2002):

Date	Opponent	G	Strk	Avg	AB	R	H	RBI	2B	3B	HR	BB	SB	Game->	AB	R	H	BI	2B	3B	HR	BB	SB
Jan 16, 2003	at Hawaii-Hilo	1	1	.200	5	0	1	0	1	0	0	0	0	→	5	0	1	0	1	0	0	0	0
Jan 17, 2003	at Hawaii-Hilo	2	2	.444	9	2	4	2	2	0	0	0	1	→	4	2	3	2	1	0	0	0	1
Jan 17, 2003	at Hawaii-Hilo	3	3	.385	13	4	5	2	2	0	0	1	1	→	4	2	1	0	0	0	0	1	0
Jan 18, 2003	at Hawaii-Hilo	4	4	.467	15	5	7	3	4	0	0	1	1	→	2	1	2	1	2	0	0	0	0
Jan 19, 2003	at Hawaii-Hilo	5	5	.474	19	6	9	5	6	0	0	1	1	→	4	1	2	2	2	0	0	0	0
Jan 19, 2003	at Hawaii-Hilo	6	6	.524	21	7	11	6	6	0	0	1	1	→	2	1	2	1	0	0	0	0	0
Jan 24, 2003	San Diego State	7	7	.500	26	9	13	9	6	0	1	1	1	→	5	2	3	0	0	0	1	0	0
Jan 25, 2003	San Diego State	8	8	.500	30	9	15	10	7	0	1	1	1	→	4	0	2	1	1	0	0	0	0
Jan 26, 2003	San Diego State	9	9	.472	36	10	17	10	7	0	1	1	1	→	6	1	2	0	0	0	0	0	0
Jan 31, 2003	at Long Beach State	10	10	.463	41	10	19	10	7	0	1	1	1	→	5	0	2	0	0	0	0	0	0
Feb 01, 2003	at Long Beach State	11	11	.444	45	11	20	10	8	0	1	1	1	→	4	1	1	0	1	0	0	0	0

17 Games:

Date	Opponent	G	Strk	Avg	AB	R	H	RBI	2B	3B	HR	BB	SB	Game->	AB	R	H	BI	2B	3B	HR	BB	SB
Feb 06, 2003	BYU	13	1	.500	4	0	2	0	0	0	0	1	0	→	4	0	2	0	0	0	0	1	0
Feb 07, 2003	BYU	14	2	.400	10	2	4	1	0	0	0	1	0	→	6	2	2	1	0	0	0	0	0
Feb 08, 2003	BYU	15	3	.357	14	2	5	1	0	0	0	1	0	→	4	0	1	0	0	0	0	0	0
Feb 14, 2003	vs Gonzaga	16	4	.333	18	3	6	2	0	0	0	2	0	→	4	1	1	1	0	0	0	1	0
Feb 15, 2003	vs Oklahoma State	17	5	.318	22	4	7	4	0	1	0	3	0	→	4	1	1	2	0	1	0	1	0
Feb 16, 2003	vs Oregon State	18	6	.385	26	7	10	5	1	1	1	3	0	→	4	3	3	1	1	0	1	0	0
Feb 17, 2003	Gonzaga	19	7	.379	29	9	11	5	1	1	1	4	0	→	3	2	1	0	0	0	0	1	0
Feb 21, 2003	Dayton	20	8	.406	32	10	13	6	1	1	1	5	0	→	3	1	2	1	0	0	0	1	0
Feb 22, 2003	Notre Dame	21	9	.405	37	11	15	8	1	1	1	6	0	→	5	1	2	2	0	0	0	1	0
Feb 23, 2003	Notre Dame	22	10	.442	43	13	19	8	2	1	1	6	0	→	6	2	4	0	1	0	0	0	0
Feb 28, 2003	Penn State	23	11	.426	47	14	20	8	3	1	1	7	0	→	4	1	1	0	1	0	0	1	0
Mar 01, 2003	Penn State	24	12	.440	50	16	22	8	3	1	1	8	0	→	3	2	2	0	0	0	0	1	0
Mar 02, 2003	Penn State	25	13	.436	55	18	24	10	4	1	1	8	0	→	5	2	2	2	1	0	0	0	0
Mar 06, 2003	CS Northridge	26	14	.467	60	20	28	11	7	1	1	8	0	→	5	2	4	1	3	0	0	0	0
Mar 07, 2003	Southern Utah	27	15	.484	64	22	31	13	8	1	1	8	0	→	4	2	3	2	1	0	0	0	0
Mar 08, 2003	Utah	28	16	.478	67	23	32	13	9	1	1	9	0	→	3	1	1	0	1	0	0	1	0
Mar 09, 2003	CS Northridge	29	17	.472	72	24	34	13	10	1	1	9	0	→	5	1	2	0	1	0	0	0	0

13 Games:

Date	Opponent	G	Strk	Avg	AB	R	H	RBI	2B	3B	HR	BB	SB	Game->	AB	R	H	BI	2B	3B	HR	BB	SB
Mar 15, 2003	Oklahoma	31	1	.500	4	1	2	2	1	0	0	2	0	→	4	1	2	2	1	0	0	2	0
Mar 16, 2003	Oklahoma	32	2	.500	8	2	4	2	3	0	0	2	0	→	4	1	2	0	2	0	0	0	0
Mar 18, 2003	Wichita State	33	3	.500	10	5	5	2	3	0	0	5	0	→	2	3	1	0	0	0	0	3	0
Mar 19, 2003	Wichita State	34	4	.500	14	5	7	2	3	0	0	6	0	→	4	0	2	0	0	0	0	1	0
Mar 22, 2003	Stanford	35	5	.500	18	7	9	2	3	0	0	8	0	→	4	2	2	0	0	0	0	2	0
Mar 23, 2003	Stanford	36	6	.500	24	7	12	3	4	0	0	8	0	→	6	0	3	1	1	0	0	0	0
Mar 24, 2003	Stanford	37	7	.464	28	7	13	3	5	0	0	8	0	→	4	0	1	0	1	0	0	0	0
Mar 28, 2003	at USC	38	8	.455	33	9	15	3	5	0	0	10	0	→	5	2	2	0	0	0	0	2	0
Mar 29, 2003	at USC	39	9	.474	38	10	18	3	6	0	0	10	0	→	5	1	3	0	1	0	0	0	0
Mar 30, 2003	at USC	40	10	.452	42	10	19	4	6	0	0	10	0	→	4	0	1	1	0	0	0	0	0
Apr 02, 2003	New Mexico	41	11	.435	46	11	20	6	6	0	1	11	0	→	4	1	1	2	0	0	1	1	0
Apr 07, 2003	Grand Canyon	42	12	.431	51	11	22	6	6	0	1	11	0	→	5	0	2	0	0	0	0	0	0
Apr 11, 2003	at California	43	13	.436	55	13	24	7	6	0	1	12	0	→	4	2	2	1	0	0	0	1	0

12 Games:

Date	Opponent	G	Strk	Avg	AB	R	H	RBI	2B	3B	HR	BB	SB	Game->	AB	R	H	BI	2B	3B	HR	BB	SB
Apr 13, 2003	at California	45	1	.333	3	0	1	3	1	0	0	1	1	→	3	0	1	3	1	0	0	1	1
Apr 17, 2003	UCLA	46	2	.286	7	1	2	5	2	0	0	2	1	→	4	1	1	2	1	0	0	1	0
Apr 18, 2003	UCLA	47	3	.214	14	2	3	5	3	0	0	2	1	→	7	1	1	0	1	0	0	0	0
Apr 19, 2003	UCLA	48	4	.350	20	5	7	7	4	0	0	2	1	→	6	3	4	2	1	0	0	0	0
Apr 25, 2003	Washington State	49	5	.400	25	7	10	8	4	0	0	3	1	→	5	2	3	1	0	0	0	1	0
Apr 26, 2003	Washington State	50	6	.393	28	8	11	8	4	0	0	5	1	→	3	1	1	0	0	0	0	2	0
Apr 27, 2003	Washington State	51	7	.424	33	11	14	9	4	1	0	6	1	→	5	3	3	1	0	1	0	1	0
Apr 30, 2003	at Oklahoma	52	8	.405	37	12	15	12	4	1	0	6	1	→	4	1	1	3	0	0	0	0	0
May 06, 2003	UC Irvine	53	9	.415	41	13	17	13	5	1	0	6	1	→	4	1	2	1	1	0	0	0	0
May 12, 2003	at Oregon State	54	10	.432	44	16	19	14	6	1	0	8	1	→	3	3	2	1	1	0	0	2	0
May 13, 2003	at Oregon State	55	11	.429	49	17	21	14	7	1	0	8	1	→	5	1	2	0	1	0	0	0	0
May 14, 2003	at Oregon State	56	12	.436	55	17	24	15	7	1	0	8	1	→	6	0	3	1	0	0	0	0	0



Sun Devil Baseball 2003

2003 Arizona State Baseball Game-by-Game Results

(53-12 Overall, 16-8 Pac-10, 31-7 Home, 17-5 Away, 5-0 Neutral)

Date	Opponent	W-L	Score	Att.	ASU Pitcher	Opp. Pitcher	Record	Notes
1/16	@Hawai'i-Hilo	W	9-0	324	McClellan (1-0)	Shimabuku (0-1)	1-0	Six pitchers combine for 15 K shutout.
1/17	@Hawai'i-Hilo	W	10-5	---	Vaughan (1-0)	Ebbs (0-1)	2-0	Pedroia 3-for-4, 2 RBI. Vaughan 9 K's.
1/17	@Hawai'i-Hilo	W	14-2 (7)	302	Liebeck (1-0)	Miyahira (0-1)	3-0	Larish 3x4 w/4 RBI. Liebeck 7 K's.
1/18	@Hawai'i-Hilo	W	18-3 (8)	78	Averill (1-0)	Lockett (0-1)	4-0	Averill one hit in 7.1 IP in ASU debut.
1/19	@Hawai'i-Hilo	W	16-0 (5)	---	Sopko (1-0)	Inaba (0-1)	5-0	Larish 2-for-2 with HR and 4 RBI.
1/19	@Hawai'i-Hilo	W	18-5 (7)	150	McClellan (2-0)	Ebbs (0-2)	6-0	Allen 2x5, 5 RBI. Guerrero 4x5, 3 RBI.
1/24	San Diego State	W	7-5	3,972	McClellan (3-0)	Miller (0-1)	7-0	Pedroia 2x5, HR. Buck 3x4 w/2 2B.
1/25	San Diego State	W	4-3	3,249	Schroyer (1-0)	Hartshorn (0-1)	8-0	Larish and West solo HR. Pedroia 2x4.
1/26	San Diego State	W	24-9	2,822	Averill (2-0)	Lindsey (0-1)	9-0	Larish 3x4, 2 2B. Mesa GW RBI walk in 9th.
1/31	@LBSU (#13)	L	5-11	1,334	Vaughan (1-1)	Alvarez (1-0)	9-1	Buck 3x4. Bullpen gives up 9 H, 11 R.
2/1	@LBSU (#13)	W	3-0	976	Liebeck (2-0)	Weaver (0-1)	10-1	Liebeck CG 3-hit shutout. Larish 2x3, RBI.
2/2	@LBSU (#13)	W	4-2	1,235	Averill (3-0)	Paz (0-1)	11-1	Averill 2 R, 0 ER in 6.2 IP.
2/6	BYU	W	6-5	2,850	Schroyer (2-0)	Jacinto (0-1)	12-1	Larish 3x5, 2 2B. Mesa GW RBI walk in 9th.
2/7	BYU	W	17-6	2,896	Thurmond (1-0)	Bergeron (0-1)	13-1	Mesa 4x6, 3 RBI, HR. Bocchi 2x4, 3 RBI.
2/8	BYU	W	6-4	2,691	Schroyer (3-0)	Jacinto (0-2)	14-1	Larish and Bocchi each hit big home runs.
2/14	Gonzaga^	W	8-4	467	Sopko (2-0)	Gonzalez (0-1)	15-1	Sopko stellar with 5 K's in 7.0 IP in relief.
2/15	Oklahoma State^	W	7-3	1,922	Vaughan (2-1)	Baker (1-1)	16-1	Vaughan 8 K's in 5.0 IP. Pedroia 2-Run Triple.
2/16	Oregon State^	W	9-4	1,303	Liebeck (3-0)	Copeland (0-1)	17-1	Pedroia 3-for-4 with 2B, HR. Allen 3-Run HR.
2/17	Gonzaga	W	17-5	1,490	Thurmond (2-0)	Lichter (0-1)	18-1	Garrabrants 2-for-6, GS, 6 RBI. Allen 2-Run HR.
2/21	Dayton	W	10-1	2,309	Liebeck (4-0)	Miller (0-1)	19-1	Liebeck 6 K's in 7.0 scoreless IP. Mesa/Ethier 3 H.
2/22	Notre Dame (#11)	W	16-3	3,605	Vaughan (3-1)	Ogilvie (0-1)	20-1	West 2 HR's, 6 RBI. Larish Grand Slam HR.
2/23	Notre Dame (#11)	W	14-8	3,403	Lopez (1-0)	Gagne (0-1)	21-1	9-Run 6th inning lifts Devils. Murphy win #700.
2/28	Penn State	W	13-0	1,871	Averill (4-0)	Hamilton (0-1)	22-1	Larish 2x3, GS, 6 RBI. Averill 5.2 IP, 0 R, 3 H.
3/1	Penn State	W	12-1	2,219	McClellan (4-0)	Tressler (0-1)	23-1	ASU ties best start in school history.
3/2	Penn State	W	11-7	2,404	Thurmond (3-0)	Palm (0-1)	24-1	Larish 2-for-3, 3B, HR. Schroyer fifth save.
3/6	CS Northridge#	W	10-2	2,214	Averill (5-0)	Rosales (1-3)	25-1	Pedroia 4-for-5 with three doubles.
3/7	Southern Utah#	W	19-0 (7)	2,632	Sopko (3-0)	Shepherd (0-2)	26-1	Buck goes 5-for-5 and hits for cycle (7 RBI).
3/8	Utah#	W	6-4	2,927	Vaughan (4-1)	Price (2-1)	27-1	Garrabrants game-winning double in B-8th.
3/9	CS Northridge#	W	12-2	3,389	Liebeck (5-0)	Jean (0-1)	28-1	Larish 2x4, 4 RBI, HR. Wyrick goes 3x3.
3/14	Oklahoma (#30)	L	5-6	4,155	Sopko (3-1)	McAuliff (1-0)	28-2	West and Allen 2-Run HR's. OU scores in 9th.
3/15	Oklahoma (#30)	W	10-3	3,806	Liebeck (6-0)	Blair (2-2)	29-2	Guerrero 3x6, 3 2B. Allen 3x5, 2 RBI in win.
3/16	Oklahoma (#30)	W	10-2	2,900	Averill (6-0)	Purcey (0-2)	30-2	Pedroia 2x4, 2 2B. Averill 3 H, 0 ER in 5.0 IP.
3/18	Wichita State (#29)	W	9-2	3,099	Vaughan (5-1)	Uhlmansiek (3-1)	31-2	Wyrick 3x3, 2 R. Vaughan 7 K's in 4.0 IP.
3/19	Wichita State (#29)	L	3-6	2,417	Beatty (0-1)	Sanders (3-0)	31-3	Four-run 1st inning proves costly. Pedroia 2x4.
3/22	Stanford* (#6)	W	7-6 (11)	4,019	Schroyer (4-0)	Manship (0-2)	32-3	Wyrick 3x6, 3 RBI and game-winner in 11th.
3/23	Stanford* (#6)	L	8-9 (10)	3,483	Schroyer (4-1)	O'Hagan (2-0)	32-4	ASU scores seven in 8th and 9th before losing in 10th.
3/24	Stanford* (#7)	L	2-4	3,397	Sopko (3-2)	Romanczuk (6-0)	32-5	Devils limited to season-low five hits in loss.
3/28	@USC*	W	11-4	600	Bordes (1-0)	Paschal (2-4)	33-5	Wyrick 3x6, 3 RBI. ASU 17 hits, 17 LOB.
3/29	@USC*	L	5-6	890	Schroyer (4-2)	Dizard (3-2)	33-6	Devils 12 LOB, including loaded in 7th and 8th.
3/29	@USC*	W	7-5	1,157	Arguello (1-0)	Butler (0-3)	34-6	Buck 3x4, RBI. Larish and Guerrero solo HR's.
4/2	New Mexico	L	7-11	1,919	Vaughan (5-2)	Soto (3-0)	34-7	Pedroia and Larish both hit HR in loss.
4/7	Grand Canyon	W	10-2	2,020	McClellan (5-0)	Newark (0-3)	35-7	Gosewisch 3x3, McClellan 7 K's in 5 IP.
4/11	@California*	W	11-3	409	Averill (7-0)	Brown (2-5)	36-7	Bosch 2x4, 2 RBI, HR. Allen GS HR in 4th.
4/13	@California*	W	6-0	267	Vaughan (6-2)	Montalbo (3-3)	37-7	Walsh 3x3. Vaughan six IP of shutout ball.
4/13	@California*	W	10-1	219	Liebeck (7-0)	Crist (2-2)	38-7	Liebeck 0 ER in 6 IP. Walsh 3x5, 2 RBI.
4/17	UCLA*	L	8-9	2,227	Vaughan (6-3)	Beck (1-1)	38-8	ASU hits into 8-5-4 DP in crucial 8th inning.
4/18	UCLA*	L	7-8 (13)	2,678	Bordes (1-1)	Silva (5-0)	38-9	Devils 17 LOB and 4 DP in 13 inning heartbreaker.
4/19	UCLA*	W	17-1	2,699	Thurmond (4-0)	Janssen (3-5)	39-9	Thurmond 7 K's in 7.0 IP. Pedroia 4-for-6, 2 RBI.
4/25	Washington State*	W	21-0	2,336	Vaughan (7-3)	MacKenzie (3-4)	40-9	Larish 2x3, 3 R, 4 RBI in ASU's 7th shutout of '03.
4/26	Washington State*	W	5-3 (10)	2,487	Arguello (2-0)	Alwert (1-3)	41-9	West walk-off 2-run HR in Bottom of 10th.
4/27	Washington State*	W	25-0	2,057	Thurmond (5-0)	Banszak (2-8)	42-9	West 5x7, 3 HR, 9 RBI. Walsh 6x6, 7 RBI, 3 2B.
4/30	@Oklahoma\$	W	9-4	2,118	Vaughan (8-3)	Purcey (1-3)	43-9	Allen pinch-hit GS in 7th to tie NCAA GS Record.
5/6	UC Irvine	W	11-1	1,714	Thurmond (6-0)	Krise (3-2)	44-9	West 2-for-4, 2 HR, 4 RBI. Pedroia 29th 2B.
5/12	@Oregon State*	W	14-4	1,026	McClellan (6-0)	Rowe (3-6)	45-9	Pedroia notches record-tying 30th double.
5/13	@Oregon State*	L	1-6	1,350	Vaughan (8-4)	Postlewait (4-0)	45-10	Pedroia breaks doubles record in first inning.
5/14	@Oregon State*	W	12-7	986	Schroyer (5-2)	Pendley (1-3)	46-10	Devils score 8 runs in 8th. Gosewisch 3x3, HR.
5/17	@Washington*	L	1-5	544	Averill (7-1)	White (7-4)	46-11	ASU limited to one run on six hits.
5/18	@Washington*	W	11-3	1,371	McClellan (7-0)	Peterson (5-5)	47-11	Pedroia 3-for-5, HR, 4 R, 2 RBI.
5/19	@Washington*	L	4-6	714	Vaughan (8-5)	Johnson (6-3)	47-12	Pedroia sets Pac-10 doubles record with 32nd.
5/23	Arizona* (#15)	W	5-2	3,541	Arguello (3-0)	Gardner (9-2)	48-12	Wyrick two-out, RBI single in 8th wins game.
5/24	Arizona* (#15)	W	16-0	4,184	Averill (8-1)	Riersen (9-2)	49-12	Ethier 3x4, 4 RBI, 2B, 3B, HR. Averill 7.0 IP, 0 ER
5/25	Arizona* (#15)	W	15-2	3,225	Vaughan (9-5)	Little (4-4)	50-12	Ethier 2x3, 2 HR. West, Garrabrants Grand Slams.
5/30	C. Conn. State&	W	14-2	3,305	Liebeck (8-0)	Pappariella (7-4)	51-12	Ethier 3x4, 3 RBI. Pedroia 3x5, 2B.
5/31	New Mexico State&	W	15-0	2,410	Vaughan (10-5)	Cameron (8-5)	52-12	West 3x5, 3 RBI. ASU scores 12 in 9th inning.
6/1	UNLV&	W	16-1	2,559	Thurmond (7-0)	Lesko (0-3)	53-12	West 4x6. Pedroia 3x5. Devils win Regional.


* Pac-10 Game, ^ Coca-Cola Spring Training College Baseball Classic (Surprise, Ariz.)

Bob Schaefer Memorial Classic, \$ Played at SBC Bricktown Ballpark

& NCAA Regional, Tempe Diablo Stadium



Sun Devil Baseball 2003



Arizona State Sun Devil Baseball Overall Statistics

Record: 53-12 Home: 31-7 Away: 17-5 Neutral: 5-0 Pac-10: 16-8

Player	AVG	GP-GS	AB	R	H	2B	3B	HR	RBI	TB	SLG%	BB	HBP	SO	GDP	OB%	SF	SH	SB-ATT	PO	A	E	FLD%
2 Dustin Pedroia...	.423	65-65	284	83	120	34	3	4	52	172	.606	36	6	13	8	.491	4	3	3-7	98	201	8	.974
8 Jeremy West.....	.384	60-52	190	63	73	8	1	17	71	134	.705	45	12	33	7	.522	2	0	2-4	40	2	1	.977
14 Andre Ethier.....	.373	65-64	249	73	93	12	4	9	66	140	.562	51	9	29	4	.487	5	0	7-11	138	5	3	.979
11 Jeff Larish.....	.372	62-61	223	79	83	18	2	17	92	156	.700	77	6	39	5	.532	6	1	3-5	479	29	6	.988
32 Frank Mesa.....	.367	53-35	139	39	51	6	1	1	23	62	.446	23	2	19	3	.461	1	0	2-3	40	74	12	.905
30 Mike Guerrero....	.362	45-14	94	23	34	12	2	2	30	56	.596	9	2	18	4	.425	1	1	0-0	70	8	1	.987
5 Dennis Wyrick....	.356	55-32	163	36	58	8	4	1	34	77	.472	10	7	25	0	.412	2	3	7-8	28	62	9	.909
20 Nick Walsh.....	.355	53-23	110	34	39	6	1	0	23	47	.427	19	8	13	5	.482	0	3	3-5	23	14	2	.949
39 Tuffy Gosewisch..	.348	56-42	135	41	47	9	0	2	40	62	.459	21	9	19	2	.450	6	4	2-2	328	28	0	1.000
4 Travis Buck.....	.338	63-62	228	59	77	13	3	4	45	108	.474	34	11	27	8	.444	2	5	12-14	86	4	4	.957
9 Steve Garabrants	.333	60-56	207	56	69	16	3	8	59	115	.556	25	5	36	1	.407	6	1	23-28	95	174	10	.964
19 Joel Bocchi.....	.318	43-22	85	17	27	7	0	2	21	40	.471	11	4	23	2	.420	0	2	1-1	159	16	5	.972
10 Rod Allen.....	.305	46-28	118	31	36	4	1	6	41	60	.508	12	4	14	2	.374	5	0	3-5	32	1	1	.971
31 Ryan Bosch.....	.209	58-28	115	30	24	2	0	5	24	41	.357	14	2	36	5	.294	5	2	5-7	72	2	0	1.000

12 Ryan Schroyer....	1.000	1-0	1	1	1	0	0	0	0	1	1.000	0	0	0	0	1.000	0	0	0-0	1	6	2	.778
16 Nick Cadena.....	.429	5-0	7	2	3	1	0	0	1	4	.571	2	0	1	0	.556	0	0	0-0	1	1	0	1.000
27 Bryce Kartler....	.053	20-2	19	5	1	0	0	0	0	1	.053	9	0	9	0	.357	0	0	1-1	11	1	0	1.000
60 Garrett Schoenber	.000	5-0	4	0	0	0	0	0	0	0	.000	0	0	2	0	.000	0	0	0-0	5	0	0	1.000
Totals.....	.352	65-65	2373	673	836	156	25	78	622	1276	.538	399	88	357	56	.455	45	25	74-101	1733	705	68	.973
Opponents.....	.249	65-65	2166	238	540	89	19	39	224	784	.362	226	56	512	51	.334	16	28	46-73	1649	669	117	.952

LOB - Team (608), Opp (523). DPs turned - Team (63), Opp (74). CI - Team (2), Bocchi 1, West 1. IBB - Team (15), Larish 5, Ethier 3, West 3, Buck 1, Mesa 1, Walsh 1, Pedroia 1, Opp (2). Picked off - Garabrants 1, Gosewisch 1, Allen 1.

(All games Sorted by Earned run avg)


Player	ERA	W-L	APP	GS	CG	SHO/CBO	SV	IP	H	R	ER	BB	SO	2B	3B	HR	AB	B/Avg	WP	HBP	BK	SFA	SHA
12 Ryan Schroyer....	1.61	5-2	29	0	0	0/1	8	44.2	39	9	8	19	50	6	2	2	168	.232	5	1	1	0	2
41 Mark Sopko.....	2.38	3-2	24	7	0	0/5	0	53.0	52	16	14	13	42	7	1	2	196	.265	6	9	1	0	2
47 Jered Liebeck....	2.57	8-0	20	13	1	1/1	0	77.0	74	25	22	23	53	6	2	5	287	.258	1	1	0	3	3
40 Ben Thurmond....	2.68	7-0	19	15	0	0/3	0	74.0	71	26	22	24	57	13	2	6	280	.254	3	3	2	3	2
45 Erik Averill....	3.39	8-1	19	14	0	0/3	0	79.2	78	36	30	18	53	18	5	7	303	.257	2	15	6	4	3
15 Robbie McClellan.	3.40	7-0	26	4	0	0/4	0	55.2	49	22	21	32	55	12	0	5	206	.238	6	5	1	1	1
49 Brett Bordes....	3.46	1-1	26	0	0	0/2	0	26.0	21	12	10	26	26	2	0	2	94	.223	1	2	1	0	2
26 Beau Vaughan....	4.34	10-5	25	9	0	0/4	0	91.1	84	53	44	33	105	15	5	6	341	.246	3	9	2	2	10
48 Carlos Arguello..	4.84	3-0	22	0	0	0/3	0	22.1	18	16	12	10	23	4	0	2	85	.212	3	4	1	1	1

38 Josh Perrault....	0.00	0-0	2	0	0	0/0	0	2.0	0	0	0	1	3	0	0	0	6	.000	0	1	0	0	0
31 Ryan Bosch.....	0.00	0-0	2	0	0	0/0	0	1.0	4	1	0	1	1	0	0	0	6	.667	0	0	0	0	0
3 Javy Lopez.....	1.96	1-0	15	0	0	0/2	1	18.1	22	4	4	5	7	1	0	1	69	.319	0	1	0	2	1
22 Matt Leaf.....	2.70	0-0	6	1	0	0/1	0	6.2	5	2	2	3	4	1	0	0	26	.192	0	1	0	0	1
27 Bryce Kartler....	5.03	0-0	24	1	0	0/2	0	19.2	16	11	11	13	25	1	1	1	73	.219	2	2	0	0	0
55 Chris Beatty....	7.11	0-1	8	1	0	0/1	0	6.1	7	5	5	5	8	3	1	0	26	.269	0	2	0	0	0
Totals.....	3.18	53-12	65	65	1	10/9	9	577.2	540	238	204	226	512	89	19	39	2166	.249	32	56	15	16	28
Opponents.....	9.28	12-53	65	65	2	0/0	6	549.2	836	673	567	399	357	156	25	78	2373	.352	84	88	20	45	25

PB - Team (7), Bocchi 4, Gosewisch 3, Opp (15). Pickoffs - Team (6), Thurmond 2, Sopko 1, Liebeck 1, McClellan 1, Vaughan 1, Opp (3). SBA/ATT - Gosewisch (21-32), Bocchi (17-27), Liebeck (8-16), Vaughan (8-13), Sopko (7-11), McClellan (7-9), Averill (6-8), Thurmond (4-8), West (6-6), Lopez, J. (2-3), Schroyer (2-2), Leaf (1-1), Bordes (0-1), Arguello (1-1).



Sun Devil Baseball 2003




Arizona State Sun Devil Baseball Fielding Statistics

2003 Arizona State Sun Devil Baseball
Overall Statistics for Arizona State (as of Jun 01, 2003)
(All games Sorted by Fielding pct)

Player	C	PO	A	E	FLD%	DPs	SBA	CSB	SBA%	PB	CI
39 Tuffy Gosewisch..	356	328	28	0	1.000	1	21	11	.656	3	0
31 Ryan Bosch.....	74	72	2	0	1.000	1	0	0	---	0	0
26 Beau Vaughan.....	28	6	22	0	1.000	2	8	5	.615	0	0
47 Jered Liebeck....	18	5	13	0	1.000	1	8	8	.500	0	0
27 Bryce Kartler....	12	11	1	0	1.000	0	0	0	---	0	0
49 Brett Bordes.....	10	1	9	0	1.000	0	0	1	.000	0	0
15 Robbie McClellan..	8	4	4	0	1.000	0	7	2	.778	0	0
41 Mark Sopko.....	7	2	5	0	1.000	0	7	4	.636	0	0
3 Javy Lopez.....	6	2	4	0	1.000	0	2	1	.667	0	0
60 Garrett Schoenber	5	5	0	0	1.000	0	0	0	---	0	0
48 Carlos Arguello..	4	1	3	0	1.000	0	1	0	1.000	0	0
22 Matt Leaf.....	3	1	2	0	1.000	0	1	0	1.000	0	0
16 Nick Cadena.....	2	1	1	0	1.000	0	0	0	---	0	0
59 Aaron Klusman....	1	1	0	0	1.000	0	0	0	---	0	0
11 Jeff Larish.....	514	479	29	6	.988	53	0	0	---	0	0
30 Mike Guerrero....	79	70	8	1	.987	5	0	0	---	0	0
14 Andre Ethier.....	146	138	5	3	.979	1	0	0	---	0	0
8 Jeremy West.....	43	40	2	1	.977	3	6	0	1.000	0	1
2 Dustin Pedroia...	307	98	201	8	.974	45	0	0	---	0	0
19 Joel Bocchi.....	180	159	16	5	.972	2	17	10	.630	4	1
10 Rod Allen.....	34	32	1	1	.971	1	0	0	---	0	0
9 Steve Garraabrants	279	95	174	10	.964	36	0	0	---	0	0
4 Travis Buck.....	94	86	4	4	.957	0	0	0	---	0	0
20 Nick Walsh.....	39	23	14	2	.949	2	0	0	---	0	0
40 Ben Thurmond.....	12	2	9	1	.917	0	4	4	.500	0	0
5 Dennis Wyrick....	99	28	62	9	.909	7	0	0	---	0	0
32 Frank Mesa.....	126	40	74	12	.905	9	0	0	---	0	0
12 Ryan Schroyer....	9	1	6	2	.778	0	2	0	1.000	0	0
45 Erik Averill.....	11	2	6	3	.727	0	6	2	.750	0	0
55 Chris Beatty.....	0	0	0	0	.000	0	0	0	---	0	0
38 Josh Perrault....	0	0	0	0	.000	0	0	0	---	0	0
Totals.....	2506	1733	705	68	.973	63	46	27	.630	7	2
Opponents.....	2435	1649	669	117	.952	74	74	27	.733	15	0



Sun Devil Baseball 2003



Arizona State Sun Devil Baseball in NCAA Tournament (3-0)

Record: 3-0 Home: 1-0 Away: 0-0 Neutral: 2-0 Pac-10: 0-0

Date	Opposing team	Score	Player	AVG	GP-GS	AB	R	H	2B	3B	HR	RBI	BB	HBP	SO	SB-ATT
\$5/30	Central Conn. State	W 14-2	8 Jeremy West.....	.600	3-3	15	5	9	2	0	0	7	3	0	3	0-0
\$5/31	vs New Mexico State	W 15-0	2 Dustin Pedroia...	.500	3-3	16	8	8	2	1	0	3	2	0	0	0-0
\$6/1	vs #15 UNLV	W 16-1	5 Dennis Wyrick....	.500	3-2	10	3	5	1	1	0	6	0	0	1	2-2
			20 Nick Walsh.....	.500	3-3	8	5	4	0	0	0	3	3	3	1	1-1
			32 Frank Mesa.....	.500	3-1	4	1	2	0	0	0	0	0	0	1	0-0
			30 Mike Guerrero....	.500	2-0	2	1	1	0	0	0	3	1	0	0	0-0
			14 Andre Ethier.....	.462	3-3	13	6	6	0	0	0	5	5	0	3	2-3
			39 Tuffy Gosewisch..	.444	3-3	9	4	4	0	0	0	3	2	1	0	0-0
			11 Jeff Larish.....	.273	3-3	11	4	3	0	0	1	6	5	2	1	0-0
			4 Travis Buck.....	.154	3-3	13	4	2	0	0	0	2	3	1	0	1-1
			9 Steve Garabrants	.133	3-3	15	2	2	0	0	0	2	1	1	3	0-0
			31 Ryan Bosch.....	.000	3-0	2	2	0	0	0	0	0	0	1	1	0-0
			19 Joel Bocchi.....	.000	2-0	1	0	0	0	0	0	0	0	0	0	0-0
			Totals.....	.387	3-3	119	45	46	5	2	1	40	25	9	14	6-7
			Opponents.....	.216	3-3	97	3	21	2	1	0	3	14	2	25	0-1

LOB - Team (34), Opp (30). DPs turned - Team (4), Opp (4). IBB - Team (1), Ethier 1.

Player	ERA	W-L	APP	GS	CG	SHO/CBO	SV	IP	H	R	ER	BB	SO
26 Beau Vaughan.....	0.00	1-0	1	1	0	0/1	0	6.1	4	0	0	4	8
40 Ben Thurmond.....	0.00	1-0	1	1	0	0/0	0	5.0	3	0	0	3	2
3 Javy Lopez.....	0.00	0-0	1	0	0	0/0	1	3.0	2	0	0	2	1
45 Erik Averill.....	0.00	0-0	1	0	0	0/0	0	2.0	1	0	0	0	1
47 Jered Liebeck....	0.00	1-0	1	0	0	0/0	0	2.0	1	0	0	1	3
48 Carlos Arguello..	0.00	0-0	1	0	0	0/1	0	1.0	0	0	0	0	2
49 Brett Bordes.....	0.00	0-0	1	0	0	0/0	0	1.0	0	0	0	0	1
15 Robbie McClellan.	0.00	0-0	1	0	0	0/1	0	0.2	0	0	0	0	1
27 Bryce Kartler....	0.00	0-0	1	0	0	0/1	0	0.2	0	0	0	1	0
41 Mark Sopko.....	2.25	0-0	1	1	0	0/0	0	4.0	7	2	1	3	4
12 Ryan Schroyer....	6.75	0-0	2	0	0	0/1	0	1.1	3	1	1	0	2
Totals.....	0.67	3-0	3	3	0	1/1	1	27.0	21	3	2	14	25
Opponents.....	14.19	0-3	3	3	0	0/0	0	26.0	46	45	41	25	14

SBA/ATT - Gosewisch (0-1), Sopko (0-1).


Score by innings	1	2	3	4	5	6	7	8	9	Total
Arizona State	8	5	4	2	5	3	6	0	12	45
Opponents	0	1	0	0	1	0	0	0	1	3

Win-loss breakouts: Day 2-0; Night 1-0; vs Left 0-0; vs Right 3-0;
 1-Run games 0-0; 2-Run games 0-0; 5+Run games 3-0; Extra inns 0-0; Shutouts 1-0.
 Current streak: Won 3; Longest winning streak: 3; Longest losing streak: 0.
 Attendance: Home 3305 (avg 3305); Away 4969 (avg 2484); Total 8274 (avg 2758).

\$ = NCAA Regional (Tempe Diablo Stadium)



Sun Devil Baseball 2003



Arizona State Sun Devil Baseball Statistics Summary

Inning-by-inning summary:

	1	2	3	4	5	6	7	8	9	EX	Total
	--	--	--	--	--	--	--	--	--	--	-----
Arizona State	93	63	81	82	79	80	78	80	32	5	673
Opponents	17	26	42	22	20	44	32	14	17	4	238

Win-loss summary:

	W	L	T	Pct
	--	--	--	----
Total	53	12	0	.815
Conference	16	8	0	.667
Non-Conf	37	4	0	.902
Home	31	7	0	.816
Away	17	5	0	.773
Neutral	5	0	0	1.000
Day	28	6	0	.824
Night	25	6	0	.806
vs Left	9	6	0	.600
vs Right	44	6	0	.880
1-Run games	3	5	0	.375
2-Run games	6	2	0	.750
5+Run games	39	2	0	.951
Extra inns	2	2	0	.500
Shutouts	10	0	0	1.000

General summary:

Current winning streak : 6
 Longest winning streak : 19
 Longest losing streak : 2

Home attendance : 108611 (38 dates avg = 2858)
 Away attendance : 25000 (27 dates avg = 925)
 Total attendance: 133611 (65 dates avg = 2055)



Sun Devil Baseball 2003

Home Runs and Misc. Hitting Breakdown:

Player	Total	Multi-Hit Games				Multi RBI	HR Total	Home Run Breakdown						Last Home Run
		2	3	4	5+			H	A	Solo	2	3	GS	
Rod Allen	10 (49)	9	1	0	0	11	6 (18)	2	4	0	2	2	2	4/30/03 at Oklahoma
Joel Bocchi	8 (8)	6	1	1	0	6	2 (2)	1	1	0	0	2	0	2/8/03 vs. BYU
Ryan Bosch	4	4	0	0	0	5	5	3	2	2	2	0	1	5/24/03 vs. ARIZ
Travis Buck	22	14	7	0	1	8	4	3	1	1	2	0	1	5/12/03 at Oregon State
Nick Cadena	1 (6)	1	0	0	0	0	0 (6)	0	0	0	0	0	0	5/19/02 vs. USC
Andre Ethier	29 (48)	22	5	2	0	14	9 (13)	7	2	4	2	3	0	5/25/03 vs. ARIZ (2 HR)
Steve Garrabrants	21 (58)	17	4	0	0	15	8 (10)	7	1	1	2	2	3	5/25/03 vs. ARIZ (GS)
Tuffy Gosewisch	15 (15)	13	2	0	0	10	2 (2)	1	1	0	2	0	0	5/14 at Oregon State
Mike Guerrero	4	1	2	1	0	9	2	1	1	1	0	1	0	3/30/03 at USC (6th inning)
Bryce Kartler	0 (2)	0	0	0	0	0	0	0	0	0	0	0	0	None
Jeff Larish	25 (37)	19	5	1	0	20	17 (20)	13	4	5	4	4	4	6/1/03 vs. UNLV
Ryan McKenna	0 (7)	0	0	0	0	0	0	0	0	0	0	0	0	4/1/02 at UNLV (Pinch-Hit)
Frank Mesa	13	8	4	1	0	3	1	1	0	0	1	0	0	2/7/03 vs. BYU
Dustin Pedroia	41 (68)	26	12	3	0	15	4 (5)	2	2	3	1	0	0	5/28/03 at Washington
Nick Walsh	9 (15)	5	3	0	1	4	0	0	0	0	0	0	0	4/13/01 vs. Washington State
Jeremy West	21 (59)	14	4	2	1	19	17 (36)	15	2	5	8	1	3	5/25/03 vs. ARIZ (GS)
Dennis Wyrick	13 (55)	6	6	1	0	12	1 (1)	0	1	0	1	0	0	1/17/03 at UHH
Team Totals	236	165	57	12	3	151	78	56	22	22	27	15	14	Larish (6/1 vs. UNLV)

Lineup Card - Record Breakdown:

- 1 - Pedroia (51-9), Walsh (2-3)
- 2 - Buck (32-6), Pedroia (0-1), Wyrick (5-3), Ethier (1-0), Walsh (13-1)
Larish (1-1), Garrabrants (1-0)
- 3 - Larish (25-5), Ethier (21-2), Guerrero (3-1), Wyrick (1-0),
Pedroia (2-2), West (1-1)
- 4 - West (27-3), Allen (2-0), Larish (11-4), Ethier (13-4), Garrabrants (0-1)
- 5 - Ethier (14-4), Larish (13-1), Allen (3-1), Bosch (1-0), West (13-3),
Garrabrants (6-0), Wyrick (1-1), Mesa (0-2), Guerrero (2-1)
- 6 - West (2-0), Allen (8-0), Mesa (16-3), Wyrick (7-3), Guerrero (3-2)
Buck (11-3), Bosch (1-0), Garrabrants (6-0), Ethier (2-1)
- 7 - Mesa (13-0), Bocchi (1-0), Allen (9-0), Bosch (5-0), Wyrick (7-2),
Guerrero (1-0), West (1-0), Garrabrants (9-7), Buck (5-1),
Ethier (1-1), Kartler (0-1), Gosewisch (1-0)
- 8 - Bocchi (17-3), Wyrick (2-0), Gosewisch (16-3), Bosch (2-0), Mesa (1-0),
Allen (2-2), West (0-1), Garrabrants (10-1), Guerrero (1-0), Buck (2-2)
- 9 - Garrabrants (14-1), Walsh (3-1), Bosch (16-3), Allen (2-2)
Gosewisch (17-4), Bocchi (0-1)

Starters By Position Breakdown:

- C - Gosewisch (42), Bocchi (22), West (1)
 1B - Larish (57), Guerrero (7), West (1)
 2B - Garrabrants (56), Mesa (6), Walsh (3)
 3B - Wyrick (32), Mesa (29), Larish (4)
 SS - Pedroia (65)
 LF - Buck (33), Allen (15), Walsh (14), Guerrero (3)
 CF - Bosch (28), Ethier (26), Allen (10), Kartler (1)
 RF - Ethier (37), Buck (28)
 DH - West (49), Walsh (6), Allen (4), Guerrero (4), Buck (1)
 P - Sopko (7), Leaf (1), Liebeck (13), Averill (14), Kartler (1)
 Thurmond (15), Vaughan (9), McClellan (4), Beatty (1)

Attendance (Through 65 Games)

Home Attendance: 108,611 (38 games; 2,858 Avg.)
Away Attendance: 22,441 (26 dates)
Total Attendance: 133,611 (65 dates)
Overall Average Attendance: 2,055

Sun Devils Record When They Score:

Runs	0	1	2	3	4	5	6	7	8	9	10+
W-L	0-0	0-2	0-1	1-1	2-1	2-3	4-0	4-2	1-2	4-0	35-0

Sun Devils Record When Opponent Scores:

Runs	0	1	2	3	4	5	6	7	8	9	10+
W-L	10-0	6-0	10-0	8-0	7-1	6-1	3-4	2-0	1-1	1-2	0-2

Score By Innings In All Games:

Inning	1	2	3	4	5	6	7	8	9	Ex	Total
ASU	93	63	81	82	79	80	78	80	32	5	673
Opp.	17	26	42	22	20	44	32	14	17	4	238

Score By Innings In Pac-10 Games:

Inning	1	2	3	4	5	6	7	8	9	Ex	Total
ASU	34	29	26	21	14	30	24	34	12	5	229
Opp.	5	14	15	10	10	17	7	4	8	4	94

Current Hitting Streaks:

Player	2003 Longest	Career Long	Current Streak
Rod Allen	4	17	0
Joel Bocchi	5	5	0
Ryan Bosch	3	3	0
Travis Buck	7	7	2
Nick Cadena	2	4	0
Andre Ethier	20	20	20
Steve Garrabrants	6	11	1
Tuffy Gosewisch	8	8	3
Mike Guerrero	4	4	0
Jeff Larish	17	17	2
Ryan McKenna	0	7	1
Frank Mesa	6	6	0
Dustin Pedroia	17	22	8
Garrett Schoenberger	0	1	0
Nick Walsh	8	8	1
Jeremy West	21	21	21
Dennis Wyrick	7	9	6



Sun Devil Baseball 2003

Sun Devil Baseball's Record in 2003 When...

(Through 65 games of 2003 Season)

Overall	53-12
At Packard Stadium	30-7
At Tempe Diablo Stadium	3-0
Playing on the Road	17-5
at Neutral Site	5-0
Day Games	28-6
Night Games	25-6

Scoring 1-4 Runs	3-5
Scoring 5-9 Runs	15-6
Scoring 10-19 Runs	35-0
Scoring 20+ Runs	3-0

Opp. 5 or less runs	47-2
Opp. 6 or more runs	6-10

ASU Scores First	41-5
Opp. Scores First	12-7
Scoring in 1st Inning	28-3

Leading After 6 Innings	46-1
Trailing After 6 Innings	2-9
Tied After 6 Innings	5-2

Leading After 8 Innings	50-0
Trailing After 8 Innings	0-8
Tied After 8 Innings	3-4

Last At-Bat Wins	8
After a Win	42-10
After a Loss	10-2

Collecting 1-3 Hits	0-0
Collecting 4-6 Hits	1-2
Collecting 7-9 Hits	8-2
Collecting 10+ Hits	42-8
Collecting 20+ Hits	4-0

Out-Hitting Opponent	42-7
Out-Hit by Opponent	7-4
Hits are Tied	3-1

ASU is Errorless	21-1
ASU Makes 1 Error	17-8
ASU Makes 2+ Errors	15-3

ASU Starter Gets Decision	27-5
Bullpen Gets Decision	25-7

One-Run Games	3-5
Two-Run Games	6-2
Three-Run Games	2-1

ASU Hits 0 Home Runs	17-6
ASU Hits 1 Home Run	17-3
ASU Hits Multiple HR	19-3

Vs. LHP Starters	9-6
Vs. RHP Starters	44-6

In Extra Innings	2-2
Doubleheaders	6-0

Vs. Non-Conference	35-4
Non-Conference Home	23-3
Non-Conference Away	9-1
Non-Conference Neutral	5-0

Vs. Pac-10 (League Games)	16-8
Pac-10 Home	8-4
Pac-10 Away	8-4

Vs. Ranked Opponents*	12-5
Vs. Top 10 Opponents*	1-2
Vs. Unranked Teams*	41-7

*Top 30 ranking at time played.

VS. PAC-10 SCHOOLS

Arizona	3-0
California	3-0
Oregon State	3-1
Stanford	1-2
UCLA	1-2
USC	2-1
Washington	1-2
Washington State	3-0
Overall vs. Pac-10	17-8

DAYS OF THE WEEK

Monday	3-2
Tuesday	2-1
Wednesday	2-2
Thursday	3-1
Friday	13-3
Saturday	12-2
Sunday	16-1

MONTHS OF THE YEAR

January	9-1
February	13-0
March	12-5
April	9-3
May	9-3
June	1-0

UNIFORMS/HATS

White Home	21-6
Gray Sleeveless	6-3
Home/Away Maroon	25-3
Home 'ASU'	1-0
Black Shoes	6-0
White Shoes	47-12

PITCHING

Sopko Starts	6-1
Averill Starts	11-3
Leaf Starts	1-0
Kartler Starts	1-0
Vaughan Starts	6-3
Liebeck Starts	12-1
Thurmond Starts	13-2
McClellan Starts	3-1
Beatty Starts	0-1

Starter Goes Less Than 5	25-7
Starter Goes 5+	28-5

MISC. HITTING

Larish Records Hit	43-8
Larish Hits HR	15-1
Pedroia Records Hit	51-10
Pedroia Multi-Hit Game	36-5
TV Games	10-2
Radio Games	30-11

Longest Win Streak	19
Longest Losing Streak	2
Last Five Games	5-0
Last 10 Games	8-2
Last 15 Games	12-3
Last 20 Games	15-5
Current Streak	W-6

Largest Winning Margin	25
Largest Losing Margin	6

Vs. Teams .500 or better	24-8
Vs. Teams worse than .500	25-4

LEADING OFF

Pedroia Leads Off	51-9
Walsh Leads Off	2-3
Garrabrants Leads Off	0-0



Sun Devil Baseball 2003

Sun Devil Baseball Team and Player Superlatives

(Through 65 games of 2003 Season)

2003 Arizona State Team Superlatives

TEAM BATTING

Most At-Bats:	51	UCLA (3/18)
Fewest At-Bats:	30 - 2x	BYU (2/8)
Most Runs (Game):	25	WSU (4/27)
Most Runs (Inning):	12 - 2x (9th)	NMSU (5/31)
Most Runs (1st Inning):	11	ARIZ (5/24)
Fewest Runs (Game):	1	OSU (5/13)
Most Hits (Game):	24	WSU (4/27)
Fewest Hits (Game):	5	STAN (3/24)
RBI:	23	WSU (4/27)
Doubles:	7	Oklahoma (3/15)
Triples:	2 - 3x	ARIZ (5/25)
Home Runs:	4 - 3x	ARIZ (5/25)
Total Bases:	42	WSU (4/27)
Walks:	14	USC (3/28)
Most Strikeouts:	13	OSU (5/12)
Fewest Strikeouts:	1	UHH (1/19)
Sacrifice Bunts:	2 - 2x	Stanford (3/22)
Sacrifice Flies:	3	UHH (1/19)
Stolen Bases:	5 - 3x	OSU (5/12)
Left on Base:	17 - 2x	UCLA (3/18)
Hit into DP:	5	WSU (4/26)
Hit by Pitches:	4 - 2x	WSU (4/25)

TEAM FIELDING

Most Putouts:	39	UCLA (3/18)
Most Assists:	18	USC (3/30)
Most Errors:	3 - 5x	Oregon State (5/14)
DPs Turned:	3 - 3x	WSU (4/27)

TEAM PITCHING

Most Runs Allowed:	11 - 2x	UNM (4/2)
Fewest Runs Allowed:	0 - 10x	NMSU (5/31)
Most Hits Allowed:	14	LBSU (1/31)
Fewest Hits Allowed:	2	UHH (1/19)
Most Strikeouts:	16 - 2x	UCLA (3/18)
Fewest Strikeouts:	0	USC (3/30)
Most Walks:	8	WSU (4/26)
Fewest Walks:	0 - 3x	Grand Canyon (4/7)
Hit-by-Pitches:	4	USC (3/29)
Wild Pitches:	3	UCLA (3/18)
Balks:	2 - 2x	USC (3/29)
Home Runs Allowed:	3	Washington (5/19)

MISCELLANEOUS

Consecutive Wins:	19	2/1-3/9
Consecutive Losses:	2 - 2x	UCLA (4/18-19)
Home Wins In a Row:	17	1/24-3/9
Road/Neutral Wins In a Row:	6	3/30-P
Longest Game:	4:25	UCLA (3/18)
Shortest Game:	2:00	UHH (1/19)
Most Innings:	13	UCLA (3/18)
Fewest Innings:	5.0	UHH (1/19)
Most Pitchers Used:	8	GCU (4/7)
Largest Home Attendance:	4,184	ARIZ (5/24)
Largest Road Attendance:	2,118	OKLA (4/30)
Largest Overall Attendance:	4,184	ARIZ (5/24)
Largest 3-Game Home Attendance:	ARIZ	10,950 (3,650 avg.)

2003 Arizona State Player Superlatives

INDIVIDUAL BATTING

At-Bats:	7 - 5x	West (WSU; 4/27)
Runs:	5 - 2x	Walsh (WSU; 4/27)
Hits:	6	Walsh (WSU; 4/27)
RBIs:	9 - 2x	last West (WSU; 4/27)
Doubles:	4	Larish (ARIZ; 5/25)
Triples:	1 - 25x	Pedroia (UNLV; 6/1)
Home Runs:	3	West (WSU; 4/27)
Grand Slams:	1 - 14x	last West/Garrabrants (ARIZ; 5/25)
Total Bases:	14	West (WSU; 4/27)
Walks:	4 - 2x	last Larish (WSU; 4/27)
Strikeouts:	3 - 5x	last Guerrero (WASH; 5/19)
Hit By Pitch:	2 - 2x	Buck (WSU; 4/25)
Sacrifice Flies:	2	Allen (UHH; 1/19)
Sacrifice Bunts:	2	Gosewisch (CSUN; 3/9)
Stolen Bases:	2 - 6x	Buck (OSU; 5/12)
Caught Stealing:	2	Ethier (OSU; 5/14)
Runners LOB:	7	Wyrick (UHH; 1/17)

INDIVIDUAL FIELDING

Putouts:	15	Gosewisch (Utah; 3/8)
Assists (INF):	6 - 6x	Pedroia (UNLV; 6/1)
Assists (OF):	1 - 9x	Buck (CCSU; 5/30)
Errors:	2 - 5x	last Bocchi (STAN; 3/23)
Passed Balls:	1 - 7x	last Gosewisch (USC; 3/28)

INDIVIDUAL PITCHING

Innings Pitched:	9.0	Liebeck (LBSU; 2/1)
Runs Allowed:	8	Vaughan (UNM; 4/2)
Walks:	5	Thurmond (Cal; 4/13)
Strikeouts:	10	Vaughan (UCLA; 4/17)
Hits Allowed (S):	9	Thurmond (STAN; 3/24)
Fewest Hits (S):	1 - 3x	McClellan (GCU; 4/7)
Wild Pitches:	2 - 2x	McClellan (WASH; 5/18)
Hit Batters:	4	Averill (USC; 3/29)
Balks:	1 - 15x	last Sopko (OSU; 5/13)

Team Hitting Breakdown

	Record	AVG	AB	R	H	2B	3B	HR	RBI
Home	31-7	.355	1399	419	497	98	18	56	384
Road	17-5	.349	800	199	279	51	4	18	186
Neutral	5-0	.345	174	55	60	7	3	4	52
Jan.	9-1	.388	361	125	140	31	4	15	119
Feb.	13-0	.319	451	130	144	22	3	18	124
March	12-5	.348	604	147	210	52	6	11	133
April	9-3	.358	472	136	169	22	5	19	125
May	9-3	.350	440	119	154	29	6	14	107
June	1-0	.422	45	16	19	0	1	1	14
Day	28-6	.341	1227	367	419	76	9	48	341
Night	25-6	.364	1146	306	417	80	16	30	281

Team Pitching Breakdown

	Record	ERA	IP	H	R	ER	BB	SO
Home	31-7	3.21	348.0	329	144	124	122	342
Road	17-5	3.41	184.2	174	82	70	86	132
Neutral	5-0	2.00	45.0	37	12	10	18	38
Jan.	9-1	4.28	80.0	75	43	38	34	90
Feb.	13-0	2.54	117.0	107	45	33	41	87
March	12-5	3.69	153.2	161	69	63	51	145
April	9-3	2.87	113.0	97	42	36	50	107
May	9-3	2.83	105.0	93	38	33	47	78
June	1-0	1.00	9.0	7	1	1	3	5
Day	28-6	3.33	297.2	278	127	110	123	228
Night	25-6	3.02	280.0	262	111	94	103	284



Sun Devil Baseball 2003

Games With At Least One Hit

Allen	26 of 40 games
Bocchi	16 of 37 games
Bosch	19 of 45 games
Buck	46 of 63 games
Cadena	2 of 4 games
Ethier	55 of 64 games
Garrabrants	44 of 60 games
Gosewisch	30 of 48 games
Guerrero	26 of 42 games
Larish	51 of 62 games
Mesa	31 of 47 games
Pedroia	61 of 65 games
Walsh	23 of 46 games
West	40 of 57 games
Wyrick	37 of 54 games

*must be an official at-bat to count

Games With An RBI

Allen	20 of 40 games
Bocchi	13 of 37 games
Bosch	14 of 45 games
Buck	31 of 63 games
Cadena	1 of 4 games
Ethier	40 of 65 games
Garrabrants	32 of 60 games
Gosewisch	27 of 48 games
Guerrero	18 of 43 games
Larish	45 of 62 games
Mesa	18 of 47 games
Pedroia	34 of 65 games
Walsh	13 of 47 games
West	34 of 56 games
Wyrick	20 of 54 games

*may reflect walk with an RBI

Extra Base Hits

Pedroia	41
Larish	37
Garrabrants	26
West	26
Ethier	25
Buck	20
Guerrero	16
Stanford	16
Wyrick	13
Allen	11
Gosewisch	11
Bocchi	9
Mesa	8
Walsh	7
Bosch	7
Cadena	1

Home Run Breakdown

Total Home Runs	78
Solo Home Runs	22
2-Run Home Runs	27
3-Run Home Runs	15
Grand Slams	14
Back-to-Back	2
First Inning	8
Second Inning	4
Third Inning	12
Fourth Inning	13
Fifth Inning	8
Sixth Inning	9
Seventh Inning	13
Eighth Inning	9
Ninth Inning	1
Tenth or later	2
Pinch-Hit Home Runs	3

Breaking Down the Bullpen:

Pitcher	2003 Season Bullpen Stats						1st Batters		Last Relief App.	IP	H	R	ER	BB	SO
	G	W-L-S	ERA	IP	H	R-ER	RI/S	Retired/Faced							
Arguello	22	3-0-0	4.84	22.1	18	16-12	8/1	16/22	5/31 vs. NMSU	1.0	0	0	0	0	2
Averill	5	1-0-0	0.00	11.2	4	1-0	1/0	3/5	6/1 vs. UNLV	2.0	1	0	0	0	1
Beatty	7	0-0-0	1.69	5.1	4	1-1	4/2	3/7	3/15 vs. OKLA	0.1	0	0	0	0	0
Bordes	26	1-1-0	3.46	26.0	21	12-10	27/10	16/26	6/1 vs. UNLV	1.0	0	0	0	0	1
Bosch	2	0-0-0	0.00	1.0	4	1-0	3/3	0/2	4/7 vs. GCU	0.1	2	0	0	0	0
Kartler	23	0-0-0	5.60	17.2	16	11-11	18/5	14/23	5/31 vs. NMSU	0.2	0	0	0	1	0
Leaf	5	0-0-0	0.00	4.2	2	0-0	0/0	5/5	4/7 vs. GCU	0.2	0	0	0	0	0
Liebeck	7	1-0-0	1.46	12.1	8	2-2	5/2	5/7	5/30 vs. CCSU (w)	2.0	1	0	0	1	3
Lopez	15	1-0-1	1.96	18.1	22	4-4	6/3	7/15	5/30 vs. CCSU (s)	3.0	2	0	0	2	1
McClellan	22	5-0-0	3.63	39.2	33	16-16	16/9	12/22	5/31 vs. NMSU	0.2	0	0	0	0	1
Perrault	2	0-0	0.00	2.0	0	0-0	0/0	1/2	3/28 vs. USC	1.0	0	0	0	1	2
Schroyer	29	5-2-8	1.61	44.2	39	9-8	12/5	20/29	6/1 vs. UNLV	1.0	3	1	1	0	1
Sopko	17	1-2-0	3.33	27.0	22	11-10	12/7	11/17	5/24 vs. ARIZ	2.0	0	0	0	0	0
Thurmond	3	1-0-0	0.00	5.0	1	0-0	0/0	3/3	2/7 vs. BYU (w)	2.0	0	0	0	0	1
Vaughan	16	5-2-0	4.21	47.0	38	26-22	16/3	14/16	4/30 at OKLA (w)	3.0	1	0	0	1	5

RI = Runners Inherited S = Runners Scored

Charting The Bullpen:

Opponent	Date	W-L-S	Pitchers	Inn.	IP	H	R-ER	BB	SO
UHH	1/16	W	Bordes/McClellan/Lopez/Beatty/Vaughan	3rd	6.2	2	0-0	4	9
UHH - 1	1/17	W/S	Vaughan/Beatty/Schroyer	3rd	7.0	6	3-3	2	13
UHH - 2	1/17	---	Lopez	7th	1.0	0	0-0	0	0
UHH	1/18	---	Bosch	8th	0.2	2	1-0	1	1
UHH - 1	1/19	---	Thurmond	4th	2.0	1	0-0	1	2
UHH - 2	1/10	W	Arguello/McClellan/Bordes/Schroyer	3rd	5.0	5	5-5	5	6
SDSU	1/24	W/S	Kartler/McClellan/Schroyer	5th	4.1	7	3-3	2	7
SDSU	1/25	W	Vaughan/Schroyer	6th	4.0	4	2-2	1	4
SDSU	1/26	---	Thurmond/Kartler/Bordes/Arguello/Lopez/Leaf	5th	4.0	8	9-9	4	8
LBSU	1/31	L	Vaughan/McClellan/Bordes/Arguello/Kartler	4th	5.0	9	11-9	4	2
LBSU	2/2	---	Vaughan/Schroyer	7th	2.1	1	0-0	0	1
BYU	2/6	W	Lopez/McClellan/Vaughan/Schroyer	5th	4.0	5	4-2	5	4
BYU	2/7	W	Thurmond/Leaf/Beatty/McClellana	5th	4.0	2	0-0	2	2
BYU	2/8	W	Vaughan/Lopez/Bordes/Schroyer	3rd	6.2	4	0-0	2	8
GU	2/14	W	Sopko	3rd	7.0	3	0-0	0	5
OKST	2/15	---	Bordes/Lopez/Kartler/Schroyer	6th	4.0	4	2-2	4	2
OSU	2/16	---	Kartler/Lopez/McClellan/Leaf/Arguello	5th	4.0	3	1-1	0	4
GU	2/17	W	Thurmond/Beatty/McClellan	3rd	7.0	9	2-2	3	4
DAY	2/21	---	Averill	8th	2.0	0	1-0	1	1
ND	2/22	---	Bordes/Schroyer	6th	3.1	2	0-0	2	6
ND	2/23	W/S	Sopko/Beatty/Lopez/Schroyer	6th	4.0	9	7-7	0	2
PSU	2/28	W	Averill/Arguello	3rd	6.2	3	0-0	0	7
PSU	3/1	---	Sopko/Beatty/Lopez/Kartler	6th	4.0	2	0-0	3	6
PSU	3/2	S	Vaughan/Bordes/Schroyer	6th	4.0	8	5-5	1	5
CSUN	3/6	---	Lopez/McClellan	7th	3.0	1	0-0	0	4
SUU	3/7	---	Arguello/Leaf	6th	2.0	0	0-0	1	3
UTAH	3/8	W/S	Vaughan/Schroyer	4th	5.1	1	0-0	0	8
CSUN	3/9	---	Bordes/Lopez/Kartler/McClellan	6th	4.0	3	0-0	3	3
OKLA	3/14	L	Vaughan/Bordes/McClellan/Sopko/Schroyer	6th	3.2	3	3-1	4	4
OKLA	3/15	---	Kartler/Sopko/Beatty/Arguello	6th	3.2	2	0-0	0	6
OKLA	3/16	---	Vaughan/Bordes/Arguello	6th	4.0	4	1-1	0	5
Wichita St.	3/18	W	Vaughan/Arguello/Sopko/Schroyer	4th	6.0	5	2-0	3	9
Wichita St.	3/19	---	Sopko/Bordes/Kartler	2nd	8.0	5	2-2	2	6
Stanford	3/22	W	Vaughan/Kartler/Schroyer	4th	7.0	6	4-4	2	9
Stanford	3/23	L	Sopko/McClellan/Perrault/Bordes/Schroyer	2nd	7.0	9	6-6	2	7
Stanford	3/24	L	Kartler/Sopko/Bordes/Arguello	7th	2.1	4	2-2	1	1
USC	3/28	W	Bordes/Arguello/Kartler/Perrault	5th	4.1	1	0-0	4	5
USC	3/29	L	Schroyer/Kartler	7th	2.2	4	1-1	2	0
USC	3/30	W/S	Bordes/McClellan/Kartler/Arguello/Schroyer	5th	4.1	9	4-4	3	0
N. Mexico	4/2	---	Sopko/McClellan/Bordes	4th	5.1	6	3-3	4	7
Grand Canyon	4/7	---	Too many to list (7)	6th	4.0	4	1-1	0	4
California	4/11	---	Sopko	8th	2.0	1	1-0	3	2
California	4/13	W	Vaughan	4th	6.0	3	0-0	2	3
California	4/13	---	Arguello/Bordes/Schroyer	7th	3.0	6	1-1	4	2
UCLA	4/17	L	Vaughan/Schroyer/Bordes	3rd	6.1	5	4-4	2	11
UCLA	4/18	L	Liebeck/Schroyer/Bordes/Arguello	4th	10.0	7	4-4	3	12
UCLA	4/19	---	Kartler/Sopko	8th	2.0	0	0-0	1	1
WSU	4/25	---	McClellan/Lopez	7th	3.0	3	0-0	0	1
WSU	4/26	W	Schroyer/Bordes/Arguello	8th	3.0	2	2-2	5	5
WSU	4/27	---	Averill/Sopko/Kartler/Bordes/McClellan	5th	5.0	2	0-0	2	3
Oklahoma	4/30	W	Vaughan/Arguello/McClellan/Kartler	4th	6.0	7	2-2	1	8
UC Irvine	5/6	---	Liebeck/McClellan/Kartler/Schroyer	4th	6.0	3	1-1	4	7
Oregon State	5/12	W	McClellan/Kartler	4th	5.2	4	0-0	4	4
Oregon State	5/13	---	Arguello/Sopko	6th	3.0	1	1-1	1	2
Oregon State	5/14	W	Bordes/Arguello/Kartler/Schroyer	3rd	7.0	7	4-1	2	6
Washington	5/17	---	Liebeck/Lopez/Sopko	5th	3.0	1	0-0	3	2
Washington	5/18	W	McClellan/Bordes	3rd	7.0	3	1-1	3	2
Washington	5/19	---	Arguello/Sopko/Liebeck/Schroyer	5th	4.0	2	1-1	3	4
Arizona	5/23	W/S	Arguello/Schroyer	7th	2.2	1	0-0	0	2
Arizona	5/24	---	Sopko	8th	2.0	0	0-0	0	0
Arizona	5/25	---	Bordes/McClellan/Liebeck/Kartler/Lopez	5th	5.0	5	1-1	3	3
C. Conn. St.	5/30	W/S	Liebeck/Lopez	5th	5.0	3	0-0	3	4
NMSU	5/31	---	McClellan/Kartler/Schroyer/Arguello	6th	2.2	0	0-0	1	4
UNLV	6/1	---	Bordes/Averill/Schroyer	6th	4.0	4	1-1	0	3

Starters vs. The Bullpen

		W-L	IP	H	R	ER	BB	SO
Starting Pitchers	3.38 ERA	28-5	290.0	304	128	109	97	227
		W-L-S	IP	H	R	ER	BB	SO
Relief Pitchers	2.97 ERA	25-7-9	287.2	236	110	95	129	285



Sun Devil Baseball 2003

Sun Devil Pitchers -- Career Game-by-Game

Carlos Arguello • LHP • #48

2003	Opp.	S/R	W/L	IP	H	R	ER	BB-SO
1/19	UHH - 2	R	---	1.0	3	4	4	2-0
1/26	SDSU	R	---	0.2	1	1	1	0-1
1/31	@ LBSU	R	---	1.0	2	3	1	0-0
2/16	OSU	R	---	1.0	1	0	0	0-2
2/28	PSU	R	---	1.0	0	0	0	0-1
3/7	SUU	R	---	1.0	0	0	0	0-2
3/15	Oklahoma	R	---	1.0	0	0	0	0-2
3/16	Oklahoma	R	---	2.0	2	0	0	0-2
3/18	Wichita St.	R	---	0.1	0	1	0	1-0
3/24	Stanford	R	---	1.2	0	0	0	0-1
3/28	USC	R	---	2.1	1	0	0	3-2
3/30	USC	R	W	1.0	3	1	1	0-0
4/7	GCU	R	---	0.1	0	0	0	0-1
4/13	Cal - 2	R	---	0.0	0	1	1	1-0
4/18	UCLA	R	---	1.0	1	1	1	1-1
4/26	WSU	R	W	0.2	0	0	0	0-2
4/30	Oklahoma	R	---	0.1	3	2	2	0-1
5/13	Oregon St.	R	---	0.1	0	1	1	1-0
5/14	Oregon St.	R	---	2.1	1	1	0	1-1
5/19	Washington	R	---	0.2	0	0	0	0-1
5/23	Arizona	R	W	1.2	0	0	0	0-1
5/31	NMSU	R	---	1.0	0	0	0	0-2
Season Totals: 22 3-0 22.0 18 16 12 10-23								

2002	Opp.	S/R	W/L	IP	H	R	ER	BB-SO
2/16	@ FSU	R	---	3.0	1	0	0	1-3
3/22	@ ARIZ	R	---	1.0	1	0	0	0-0
3/28	WASH	R	---	1.1	2	1	1	1-1
3/30	WASH	S	W	3.1	5	2	2	0-1
4/7	@ WSU	R	---	2.0	3	0	0	0-2
4/20	Cal	R	---	3.0	3	0	0	1-2
4/30	NMSU	R	---	1.0	0	0	0	0-2
5/10	@ STAN	R	L	2.0	2	2	2	1-2
5/14	PORT	S	W	4.0	3	0	0	2-3
5/19	USC	R	W	5.0	4	2	1	0-3
5/24	OSU	R	---	2.0	0	0	0	1-2
5/26	OSU	R	---	0.2	5	2	2	0-0
5/31	USD	R	W	2.0	1	0	0	0-1
6/1	USD	S	W	9.0	7	1	1	2-7
Season Totals: 14 5-1 39.1 37 10 9 9-29								

Erik Averill • LHP • #45

2003	Opp.	S/R	W/L	IP	H	R	ER	BB-SO
1/18	@ UHH	S	W	7.1	1	2	0	1-7
1/26	SDSU	S	W	4.0	1	0	0	0-4
2/2	@ LBSU	S	W	6.2	6	2	0	1-1
2/8	BYU	S	---	2.1	6	4	4	1-1
2/17	Gonzaga	S	---	2.0	4	3	3	2-2
2/21	Dayton	R	---	2.0	0	1	0	1-1
2/28	PSU	R	W	5.2	3	0	0	0-6
3/6	CSUN	S	W	6.0	7	2	2	1-5
3/16	Oklahoma	S	W	5.0	3	1	0	2-3
3/22	Stanford	S	---	4.0	7	2	2	0-5
3/29	USC	S	---	6.0	7	5	5	0-3
4/7	GCU	R	---	1.0	0	0	0	0-1
4/11	California	S	W	7.0	10	2	2	3-0
4/17	UCLA	S	---	2.2	6	5	5	0-1
4/27	WSU	R	---	1.0	0	0	0	1-0
4/30	Oklahoma	S	---	3.0	4	2	2	2-2
5/17	Washington	S	L	5.0	5	5	5	1-4
5/24	Arizona	S	W	7.0	7	0	0	1-6
6/1	UNLV	R	---	2.0	1	0	0	0-1
Season Totals: 19 8-1 79.2 78 36 30 17-53								

Chris Beatty • LHP • #55

2003	Opp.	S/R	W/L	IP	H	R	ER	BB-SO
1/16	UHH	R	---	1.0	0	0	0	1-2
1/17	UHH - 1	R	---	0.0	2	0	0	0-0
2/7	BYU	R	---	1.0	0	0	0	0-1
2/17	Gonzaga	R	---	2.0	1	0	0	0-1
2/23	ND	R	---	0.0	0	1	1	0-0
3/1	PSU	R	---	1.0	1	0	0	2-2
3/15	Oklahoma	R	---	0.1	0	0	0	0-0
3/19	Wichita St.	S	L	1.0	3	4	4	2-2
Season Totals: 8 0-1 6.1 7 5 5 5-8								

Brett Bordes • LHP • #49

2003	Opp.	S/R	W/L	IP	H	R	ER	BB-SO
1/16	UHH	R	---	1.2	0	0	0	2-2
1/19	UHH - 2	R	---	1.0	1	1	1	1-1
1/26	SDSU	R	---	0.1	1	0	0	1-0
1/31	@ LBSU	R	---	0.1	2	1	1	0-0
2/8	BYU	R	---	1.1	0	0	0	0-3
2/15	Okl. State	R	---	2.0	2	1	1	3-2
2/22	ND	R	---	2.1	1	0	0	2-3
3/2	PSU	R	---	0.2	2	0	0	0-2
3/9	CSUN	R	---	2.0	0	0	0	1-1
3/14	Oklahoma	R	---	1.0	1	0	0	1-1
3/16	Oklahoma	R	---	1.0	1	1	1	0-2
3/19	Wichita St.	R	---	1.0	1	2	2	1-0
3/23	Stanford	R	---	1.0	0	0	0	0-0
3/24	Stanford	R	---	0.1	1	0	0	1-0
3/28	USC	R	W	0.1	0	0	0	0-0
3/30	USC	R	---	0.1	2	1	1	1-0
4/2	N. Mexico	R	---	0.2	1	1	1	2-2
4/13	Cal - 2	R	---	1.0	0	0	0	2-0
4/17	UCLA	R	---	0.2	0	0	0	0-1
4/18	UCLA	R	L	1.0	0	1	1	0-1

4/26	WSU	R	---	0.1	0	0	0	2-0
4/27	WSU	R	---	1.0	1	0	0	1-2
5/14	Oregon St.	R	---	1.0	3	2	0	0-1
5/18	Washington	R	---	2.0	0	0	0	3-1
5/25	Arizona	R	---	0.2	0	1	1	2-1
6/1	UNLV	R	---	1.0	0	0	0	0-1
Season Totals: 26 1-1 26.0 21 12 10 26-26								

Ryan Bosch • RHP • #31

2003	Opp.	S/R	W/L	IP	H	R	ER	BB-SO
1/18	UHH	R	---	0.2	2	1	0	1-1
4/7	GCU	R	---	0.1	2	0	0	0-0
Season Totals: 2 0-0 1.0 4 1 0 1-1								

Bryce Kartler • LHP • #27

2003	Opp.	S/R	W/L	IP	H	R	ER	BB-SO
1/19	UHH - 2	S	---	2.0	0	0	0	0-4
1/24	SDSU	R	---	0.0	1	2	2	1-0
1/26	SDSU	R	---	0.2	4	7	7	3-1
1/31	@ LBSU	R	---	1.0	0	0	0	1-2
2/15	Okl. State	R	---	0.1	0	0	0	0-0
2/16	OSU	R	---	0.2	0	0	0	1-1
3/1	PSU	R	---	1.0	0	0	0	1-2
3/9	CSUN	R	---	0.1	0	0	0	1-1
3/15	Oklahoma	R	---	1.1	1	1	1	0-3
3/19	Wichita St.	R	---	2.0	1	0	0	0-4
3/22	Stanford	R	---	0.1	0	0	0	0-0
3/24	Stanford	R	---	0.1	1	0	0	0-0
3/28	USC	R	---	0.2	0	0	0	0-1
3/29	USC	R	---	0.1	1	0	0	0-0
3/30	USC	R	---	0.0	0	0	0	1-0
4/7	GCU	R	---	0.1	1	1	1	0-0
4/19	UCLA	R	---	1.0	0	0	0	1-1
4/27	WSU	R	---	1.0	0	0	0	0-1
4/30	Oklahoma	R	---	2.0	1	0	0	0-2
5/6	UCI	R	---	0.2	2	0	0	0-0
5/12	Oregon St.	R	---	2.0	2	0	0	1-2
5/14	Oregon St.	R	---	0.0	0	0	0	0-0
5/25	Arizona	R	---	1.0	1	0	0	1-0
5/31	NMSU	R	---	0.2	0	0	0	1-0
Season Totals: 24 0-0 19.2 16 11 11 13-25								

2002	Opp.	S/R	W/L	IP	H	R	ER	BB-SO
2/2	ORU	S	---	5.0	4	4	3	2-6
2/10	TENN	S	W	6.2	2	1	0	6-9
2/17	@ FSU	S	---	6.1	3	3	3	3-6
2/24	CSF	S	---	5.1	5	5	3	2-3
3/3	LMU	S	W	6.1	4	3	2	4-5
3/10	OKST	S	---	5.0	4	2	2	3-6
3/17	OKLA	S	L	5.2	10	3	3	3-6
3/24	@ ARIZ	S	L	4.0	7	8	7	5-5
3/28	WASH	R	L	0.0	1	2	2	0-0
4/6	@ WSU	S	---	3.1	3	5	4	3-2
4/13	@ UCLA	S	L	4.1	3	5	4	2-1
4/19	Cal	R	---	1.0	1	1	1	0-3
4/21	Cal	R	---	3.0	3	1	1	1-1
4/26	@ ND	R	---	0.0	0	1	1	0-0
5/12	@ STAN	R	---	0.1	0	0	0	0-1
5/15	PORT	R	---	1.2	1	0	0	0-2
5/18	USC	R	---	1.0	2	2	2	2-0
5/24	OSU	R	W	2.0	1	1	1	0-0
5/25	OSU	R	W	1.2	1	0	0	1-0
Season Totals: 18 4-4 63.2 55 46 38 37-56								

2001	Opp.	S/R	W/L	IP	H	R	ER	BB-SO
2/1	S. Utah	R	---	0.1	0	0	0	0-0
2/3	S. Utah	R	---	0.1	0	0	0	0-0
2/10	Duke	R	---	0.1	2	1	1	1-0
2/17	Creighton	R	---	0.2	0	0	0	0-0
2/23	@ CSF	R	S	1.0	0	0	0	0-2
3/2	LSU	R	---	1.2	3	2	0	1-3
3/4	LSU	R	---	3.0	4	2	2	0-2
3/10	S. Florida	R	---	3.1	2	0	0	2-4
3/16	@ Cal	R	S	3.0	0	0	0	1-3
3/26	@ OSU	R	---	3.0	5	4	3	2-3
4/1	Stanford	R	---	1.0	4	3	3	0-1
4/7	@ USC	R	---	0.1	0	1	1	1-0
4/9	@ CSF	R	---	2.1	4	4	4	2-1
4/14	WSU	R	---	1.0	2	1	1	1-0
4/19	@ ORU	R	---	2.2	2	2	2	0-1
4/23	Gonzaga	R	S	0.1	1	0	0	0-1
4/29	@ Tenn	S	---	3.0	3	2	2	1-1
5/16	@ Nevada	S	---	3.1	4	2	2	2-3
5/19	UCLA	R	---	0.2	0	0	0	2-1
5/20	UCLA	R	S	2.0	4	3	3	2-4
5/26	Texas Tech	R	---	4.1	6	4	1	1-8
Season Totals:		22	0-0-4	39.0	47	31	25	21-41

Sun Devil Baseball 2003

Sun Devil Pitchers -- Career Game-by-Game

Robbie McClellan • RHP • #15

2003	Opp.	S/R	W/L	IP	H	R	ER	BB-SO
1/16	UHH	R	W	2.0	0	0	0	1-0
1/19	UHH	R	W	2.0	1	0	0	2-3
1/24	SDSU	R	W	3.1	5	1	1	1-5
1/31	@ LBSU	R	---	1.0	2	3	3	2-1
2/6	BYU	R	---	1.0	1	2	2	3-2
2/7	BYU	R	---	1.0	1	0	0	2-2
2/16	OSU	R	---	1.0	1	1	1	0-0
2/17	Gonzaga	R	---	2.0	4	2	2	3-1
3/1	PSU	S	W	5.0	6	1	1	2-5
3/6	CSUN	R	---	1.0	0	0	0	0-3
3/14	Oklahoma	R	---	0.0	0	0	0	2-0
3/18	Wichita St.	R	---	3.0	3	0	0	3-4
3/23	Stanford	R	---	4.0	4	3	3	1-3
3/30	USC	R	---	1.1	1	1	1	1-0
4/2	N. Mexico	R	---	4.1	3	1	1	2-5
4/7	GCU	S	W	5.0	1	1	1	0-7
4/18	UCLA	S	---	3.0	6	4	3	2-4
4/25	WSU	R	---	1.0	0	0	0	0-1
4/27	WSU	R	---	1.0	1	0	0	0-0
4/30	Oklahoma	R	---	0.2	2	0	0	0-0
5/6	UCI	R	---	1.1	0	1	1	1-2
5/12	Oregon St.	R	W	3.2	2	0	0	3-2
5/18	Washington	R	W	5.0	3	1	1	0-1
5/25	Arizona	R	---	1.1	1	0	0	0-2
5/31	NMSU	S	L	0.2	0	0	0	0-1
Season Totals:		26	7-0	55.2	49	22	21	32-55

2002	Opp.	S/R	W/L	IP	H	R	ER	BB-SO
2/2	ORU	R	W	4.0	2	0	0	2-6
2/8	TENN	R	W	3.1	2	0	0	1-7
2/10	TENN	R	S	1.0	1	0	0	1-2
2/16	@ FSU	R	---	2.0	2	1	1	0-3
2/17	@ FSU	R	L	1.0	4	3	3	1-0
2/24	CSF	R	L	2.2	3	2	2	1-2
3/2	LMU	S	W	9.0	3	2	1	8-6
3/8	UNLV	S	W	7.0	4	0	0	0-10
3/12	NMSU	R	---	2.1	2	2	2	0-6
3/16	OKLA	S	W	8.0	7	4	4	3-8
3/22	@ ARIZ	S	---	3.2	4	4	4	5-1
3/28	WASH	S	---	6.0	7	4	4	2-3
4/1	@ UNLV	S	---	3.0	4	4	4	3-1
4/7	@ WSU	S	W	7.0	9	4	4	3-8
4/14	@ UCLA	S	W	8.0	4	2	2	6-4
4/21	Cal	S	L	4.0	5	5	2	2-3
4/26	@ ND	S	L	4.1	6	6	5	3-5
5/12	@ STAN	S	L	7.1	6	3	3	4-4
5/18	USC	S	---	6.0	3	2	1	4-5
5/25	OSU	S	---	4.0	8	6	6	1-5
6/2	UH	S	L	3.1	8	5	3	1-2
Season Totals:		31	7-6-1	97.0	94	59	51	51-91

Ryan Schroyer • RHP • #12

2003	Opp.	S/R	W/L	IP	H	R	ER	BB-SO
1/17	@ UHH - 1	R	S	2.1	1	0	0	1-4
1/19	@ UHH - 2	R	---	1.0	0	0	0	0-2
1/24	SDSU	R	S	1.0	1	0	0	0-2
1/25	SDSU	R	W	0.2	1	0	0	0-1
2/2	@ LBSU	R	S	1.0	1	0	0	0-1
2/6	BYU	R	W	0.1	0	0	0	0-0
2/8	BYU	R	W	2.0	1	0	0	1-3
2/15	Okl. State	R	---	1.0	1	0	0	0-0
2/22	ND	R	---	1.0	1	0	0	0-3
2/23	ND	R	S	3.0	3	0	0	0-2
3/2	PSU	R	S	1.1	1	0	0	0-3
3/8	Utah	R	S	1.0	0	0	0	0-3
3/14	Oklahoma	R	---	0.2	0	0	0	0-0
3/18	Wichita St.	R	---	1.0	1	1	0	2-0
3/22	Stanford	R	W	3.0	1	0	0	0-2
3/23	Stanford	R	L	1.0	2	1	1	0-0
3/29	USC	R	L	2.1	3	1	1	2-0
3/30	USC	R	S	1.2	3	1	1	0-0
4/7	GCU	R	---	0.1	0	0	0	0-1
4/13	Cal - 2	R	---	2.0	5	0	0	1-2
4/17	UCLA	R	---	0.1	0	0	0	1-0
4/18	UCLA	R	---	4.2	3	1	1	2-5
4/26	WSU	R	---	2.0	2	2	2	3-3
5/6	UCI	R	---	2.0	0	0	0	2-4
5/14	Oregon St.	R	W	3.2	3	1	1	1-4
5/19	Washington	R	---	2.0	1	0	0	3-2
5/23	Arizona	R	S	1.0	1	0	0	0-1
5/31	NMSU	R	---	0.1	0	0	0	0-1
6/1	UNLV	R	---	1.0	3	1	1	0-1
Season Totals:		29	5-2-8	44.2	39	9	8	19-50

2002	Opp.	S/R	W/L	IP	H	R	ER	BB-SO
2/1	S. Utah	S	W	6.2	3	0	0	3-11
2/8	Tennessee	S	---	5.2	7	4	3	3-8
2/15	@ FSU	S	L	3.1	8	5	5	5-3
2/22	CSF	S	---	4.0	3	1	1	4-3
3/3	LMU	R	---	1.0	2	1	1	1-3
3/9	SJU	R	---	1.0	0	0	0	0-2
3/10	OKST	R	---	1.0	0	0	0	0-3
3/12	NMSU	R	---	0.2	0	0	0	2-2
3/16	OKLA	R	S	1.0	0	0	0	1-2
3/17	OKLA	R	---	1.1	0	0	0	0-1
3/22	@ ARIZ	R	S	1.0	0	0	0	0-3
3/23	@ ARIZ	R	S	2.0	1	0	0	1-1
3/30	WASH	R	---	2.0	1	0	0	1-4
4/1	@ UNLV	R	---	0.2	0	1	0	1-0
4/6	@ WSU	R	W	3.0	3	0	0	0-3
4/12	@ UCLA	R	W	4.0	1	0	0	3-5
4/20	Cal	R	W	3.0	2	1	1	2-3
4/24	@ OKLA	R	S	1.0	0	0	0	0-1
5/11	@ STAN	R	S	4.0	7	2	2	4-3
5/15	PORT	R	---	1.0	1	0	0	1-2
5/17	USC	R	S	2.0	1	1	1	0-2
5/24	OSU	R	---	1.0	0	0	0	0-1
5/26	OSU	R	S	3.1	3	0	0	0-3
5/31	USD	R	S	2.0	1	0	0	1-4
6/2	UH	R	---	5.0	6	2	2	2-2
Season Totals:		25	4-1-8	60.2	50	18	16	35-75

2001	Opp.	S/R	W/L	IP	H	R	ER	BB-SO
2/3	S. Utah	S	W	4.2	5	0	0	0-9
2/10	Duke	S	W	5.0	1	0	0	4-5
2/17	St. Mary's	S	L	3.1	4	4	4	1-4
3/3	LSU	R	---	0.2	1	2	2	1-0
3/10	S. Florida	R	---	1.0	0	0	0	0-2
3/11	S. Florida	R	---	1.0	0	0	0	1-0
3/18	@ Cal	R	---	0.2	2	3	3	2-1
3/26	@ OSU	R	---	0.1	2	2	2	0-1
4/1	Stanford	S	---	3.1	2	1	1	3-3
4/6	@ USC	S	L	2.1	6	6	6	2-1
4/14	WSU	S	---	2.0	1	2	2	2-3
4/19	@ ORU	S	---	3.0	2	0	0	5-0
5/26	@ Fullerton	R	---	1.0	2	3	3	1-0
Season Totals:		13	2-2	28.1	28	23	23	22-29

Mark Sopko • RHP • #41

2003	Opp.	S/R	W/L	IP	H	R	ER	BB-SO
1/16	UHH	S	---	2.1	2	0	0	2-4
1/19	UHH	S	W	3.0	1	0	0	0-2
1/24	SDSU	S	---	4.2	6	2	2	1-4
1/31	LBSU	S	---	3.0	5	0	0	0-2
2/6	BYU	S	---	4.0	4	1	1	1-2
2/14	Gonzaga	R	W	7.0	3	0	0	0-5
2/23	ND	R	---	0.0	4	4	4	0-0
3/1	PSU	R	---	1.0	0	0	0	0-2
3/7	SUU	S	W	5.0	5	0	0	1-4
3/14	Oklahoma	R	L	0.2	1	1	1	0-0
3/15	Oklahoma	R	---	1.0	1	0	0	0-1
3/18	Wichita St.	R	---	0.2	1	0	0	0-2
3/19	Wichita St.	R	---	5.0	3	0	0	1-2
3/23	Stanford	R	---	2.0	3	2	2	1-3
3/24	Stanford	R	L	0.0	2	2	2	0-0
4/2	N. Mexico	R	---	0.1	2	1	1	0-0
4/11	California	R	---	2.0	1	1	0	3-2
4/19	UCLA	R	---	1.0	0	0	0	0-0
4/27	WSU	R	---	1.0	0	0	0	0-0
5/13	Oregon St.	R	---	2.2	1	0	0	0-2
5/17	Washington	R	---	0.1	0	0	0	0-1
5/19	Washington	R	---	0.1	0	0	0	0-0
5/24	Arizona	R	---	2.0	0	0	0	0-0
5/30	C. Conn. St.	S	---	4.0	7	2	1	3-4
Season Totals:		24	3-2	53.0	52	16	14	13-42

2002	Opp.	S/R	W/L	IP	H	R	ER	BB-SO
1/31	OSU	R	---	1.0	0	0	0	0-1
2/3	S. Utah	R	---	0.2	0	0	0	0-0
2/10	TENN	R	---	1.1	3	3	2	1-1
2/15	@ FSU	R	---	1.2	1	1	1	1-1
2/22	CSF	R	---	1.2	1	0	0	0-1
3/3	LMU	R	---	0.2	0	0	0	0-0
3/5	NMSU	R	S	2.0	2	1	1	1-1
3/9	SJU	R	---	1.0	1	0	0	0-1
3/12	NMSU	R	L	0.0	1	1	1	1-0
3/17	OKLA	R	---	2.0	3	4	4	3-3
3/22	@ ARIZ	R	W	2.0	1	0	0	1-1
3/28	WASH	R	---	0.0	2	3	3	1-0
3/30	WASH	R	---	2.2	2	2	2	1-1
4/5	@ WSU	R	---	2.0	3	1	1	0-0
4/14	@ UCLA	R	---	1.0	1	0	0	0-0
4/20	Cal	R	---	1.0	0	0	0	1-2
4/21	Cal	R	---	0.1	0	0	0	0-1
4/24	@ OKLA	R	W	2.2	1	0	0	2-0
4/26	@ ND	R	---	3.2	3	2	1	2-2
5/10	@ STAN	R	---	1.0	1	0	0	0-1
5/12	@ STAN	R	---	0.1	0	0	0	0-1
5/18	USC	R	L	1.0	1	3	3	1-2
5/25	OSU	R	---	0.2	0	0	0	0-2
5/31	USD	R	---	2.0	1	0	0	0-0
6/2	UH	R	---	0.2	2	1	1	0-1
Season Totals:		25	2-2-1	33.0	30	22	20	16-23

Ben Thurmond • RHP • #40

2003	Opp.	S/R	W/L	IP	H	R	ER	BB-SO
1/19	UHH	R	---	2.0	1	0	0	1-2
1/26	SDSU	R	---	1.0	0	0	0	0-2
2/7	BYU	R	W	2.0	0	0	0	0-1
2/14	Gonzaga	S	---	2.0	5	4	2	0-1
2/17	Gonzaga	R	W	3.0	4	0	0	0-2
2/23	ND	S	---	5.0	4	1	1	0-4
3/2	PSU	S	W	5.0	3	2	1	1-3
3/8	Utah	S	---	3.2	6	4	4	2-8
3/14	Oklahoma	S	---	5.1	6	3	3	0-6
3/24	Stanford	S	---	6.2	9	2	2	0-5
3/30	USC	S	---	4.2	3	1	1	3-0
4/13	Cal - 1	S	---	3.0	2	0	0	5-3
4/19	UCLA	S	W	7.0	5	1	1	2-4
4/27	WSU	S	W	4.0	1	0	0	2-1
5/6	UGL	S	---	3.0	3	0	0	0-1
5/12	Oregon St.	S	---	3.1	7	4	3	1-1
5/18	Washington	S	---	2.0	4	2	2	1-0
5/23	Arizona	S	---	6.1	5	2	2	2-5
6/1	UNLV	S	W	5.0	3	0	0	3-2
Season Totals:		19	7-0	74.0	71	26	22	24-57

Sun Devil Baseball 2003

Sun Devil Miscellaneous Hitting Statistics

Stats By Position

Pos.	HR	RBI
C	4	60
1B	19	103
2B	8	59
3B	3	58
SS	4	55
LF	5	52
CF	11	67
RF	7	57
DH	15	79
PH	3	28
Tot.	78	622

Stats By Order

Pos.	HR	RBI
1	4	51
2	7	71
3	13	90
4	12	78
5	20	91
6	4	54
7	6	65
8	5	61
9	7	56
Tot.	78	622

Record By Margin

No.	Total	H	A
1R	3-5	3-4	0-1
2R	6-2	4-1	2-1
3R	2-1	1-1	1-0
4R	3-2	1-1	2-1
5R	4-1	0-0	4-1
6R	2-1	1-0	1-1
7R	4-0	2-0	2-0
8R	4-0	3-0	1-0
9R	3-0	1-0	2-0
10+R	22-0	15-0	7-0
Tot.	53-12	31-7	22-5

'A' includes neutral

Big Innings

Runs	No.
2	60
3	35
4	28
5	13
6	9
7	5
8	3
9	2
10+	4
Tot.	157

How the Sun Devils Have Scored:

0-Out Runs

144

1-Out Runs

265

2-Out Runs

264

Total Runs

673

Two-Out RBI

216

Home Runs By ASU (77)

Player	Date	Opp.	Pitcher	Runners
Bocchi	1/16	UHH	Shimabuku	3-Run HR
West	1/17	UHH	Zimmerman	Solo HR
Wyrick	1/17	UHH (2)	Vernon	2-Run HR
Larish	1/18	UHH	Lockett	2-Run HR
Ethier	1/18	UHH	Lockett	2-Run HR
West	1/18	UHH	Usui	Solo HR
Bosch	1/18	UHH	Inaba	3-Run HR
Larish	1/19	UHH (1)	Daugherty	Grand Slam
Allen	1/19	UHH (2)	Ebbs	3-Run HR
Pedroia	1/24	SDSU	Pace	2-Run HR
West	1/25	SDSU	Carque	Solo HR
Larish	1/25	SDSU	Hartshorn	Solo HR
Larish	1/26	SDSU	Lindsey	2-Run HR
Garrabrants	1/26	SDSU	Lindsey	Grand Slam
Larish	1/26	SDSU	Coon	Grand Slam
Buck	2/6	BYU	Mousser	Solo HR
Garrabrants	2/6	BYU	Mousser	2-Run HR
West	2/7	BYU	Bergeron	Solo HR
Larish	2/7	BYU	Garcia	Solo HR
Mesa	2/7	BYU	Garcia	2-Run HR
Bocchi	2/8	BYU	Gravley	3-Run HR
Larish	2/8	BYU	Gravley	Solo HR
Garrabrants	2/16	OSU	Koller	3-Run HR
Pedroia	2/16	OSU	Koller	Solo HR
Allen	2/16	OSU	Koller	3-Run HR
Garrabrants	2/17	GU	White	Grand Slam
Allen	2/17	GU	White	2-Run HR
Larish	2/22	ND	Ogilvie	Grand Slam
West	2/22	ND	Vergara	2-Run HR
West	2/22	ND	Vergara	Grand Slam
West	2/23	ND	Gagne	2-Run HR
Larish	2/28	PSU	Stidfole	Grand Slam
Guerrero	2/28	PSU	Wingerd	3-Run HR
Bosch	3/1	PSU	Cline	2-Run HR
Larish	3/2	PSU	Farrell	3-Run HR
Buck	3/7	SUU	Bunker	Grand Slam
West	3/9	CSUN	Jean	2-Run HR
Larish	3/9	CSUN	Hochgesang	3-Run HR
West	3/14	OKLA	Roberts	2-Run HR
Allen	3/14	OKLA	Roberts	2-Run HR
Garrabrants	3/23	STAN	McCall	2-Run HR
Ethier	3/23	STAN	O'Hagan	3-Run HR
Larish	3/30	USC	Olsen	Solo HR
Guerrero	3/30	USC	Olsen	Solo HR
Larish	4/2	UNM	Smith	2-Run HR
Pedroia	4/2	UNM	Smith	Solo HR
Garrabrants	4/7	UCI	Michael	3-Run HR
Bosch	4/11	Cal	Brown	2-Run HR
Allen	4/11	Cal	Swick	Grand Slam
Gosewisch	4/17	UCLA	Kunes	2-Run HR
Ethier	4/18	UCLA	Silva	Solo HR
Ethier	4/19	UCLA	Janssen	3-Run HR
Buck	4/19	UCLA	Janssen	2-Run HR
Larish	4/19	UCLA	Miltenberger	Grand Slam
West	4/25	WSU	MacKenzie	Solo HR
Larish	4/25	WSU	Svensen	3-Run HR
Bosch	4/25	WSU	Svensen	Solo HR
West	4/26	WSU	Alwert	2-Run HR
West	4/27	WSU	Banaszak	2-Run HR
Ethier	4/27	WSU	Kenyon	3-Run HR
West	4/27	WSU	Kenyon	Grand Slam
West	4/27	WSU	Freeman	3-Run HR
Allen	4/30	OKLA	Swindell	Grand Slam
Garrabrants	5/6	UCI	Krise	Solo HR
West	5/6	UCI	Tripoli	2-Run HR
West	5/6	UCI	Koehler	2-Run HR
Buck	5/12	OSU	Rowe	2-Run HR
Gosewisch	5/14	OSU	Baldwin	2-Run HR
Pedroia	5/18	WASH	Peterson	Solo HR
Ethier	5/19	WASH	Johnson	Solo HR
Ethier	5/24	ARIZ	Guyette	2-Run HR
Larish	5/24	ARIZ	Guyette	2-Run HR
Bosch	5/24	ARIZ	Goodman	Solo HR
Ethier	5/25	ARIZ	Worrell	Solo HR
West	5/25	ARIZ	Burns	Grand Slam
Garrabrants	5/25	ARIZ	Zlotoff	Grand Slam
Ethier	5/25	ARIZ	Zlotoff	Solo HR
Larish	6/1	UNLV	Thompson	Solo HR

Home Runs By Opponents (39)

Player	Date	Team	Pitcher	Runners
Stephens	1/26	SDSU	Arguello	Solo HR
Itri	2/6	BYU	Sopko	Solo HR
Itri	2/7	BYU	Liebeck	Solo HR
Jacobsen	2/7	BYU	Liebeck	2-Run HR
Andres	2/22	ND	Vaughan	Solo HR
Rizzo	2/23	ND	Thurmond	Solo HR
Macri	2/23	ND	Lopez	2-Run HR
Harter	3/1	PSU	McClellan	Solo HR
Harter	3/2	PSU	Vaughan	2-Run HR
Simpson	3/6	CSUN	Averill	Solo HR
Jordanson	3/8	Utah	Thurmond	2-Run HR
Wyman	3/14	OKLA	Thurmond	Solo HR
Yaconetti	3/14	OKLA	Thurmond	2-Run HR
Yaconetti	3/15	OKLA	Kartler	Solo HR
Wyman	3/16	OKLA	Bordes	Solo HR
Moffitt	3/19	WST	Bordes	2-Run HR
Moon	3/29	USC	Averill	Solo HR
S. Gordon	3/29	USC	Averill	2-Run HR
Lunetta	3/30	USC	McClellan	Solo HR
Bonovich	3/30	USC	Arguello	Solo HR
Salas	4/2	UNM	Vaughan	2-Run HR
Kaats	4/7	GCU	McClellan	Solo HR
Conley	4/11	Cal	Averill	Solo HR
Whisler	4/17	UCLA	Averill	2-Run HR
McCarthy	4/17	UCLA	Vaughan	2-Run HR
Griffin	4/18	UCLA	McClellan	2-Run HR
Susdorf	4/18	UCLA	Schroyer	Solo HR
Griffin	4/19	UCLA	Thurmond	Solo HR
Jacobsen	4/26	WSU	Liebeck	Solo HR
Kunda	5/14	OSU	Liebeck	Solo HR
Ellsbury	5/14	OSU	Schroyer	Solo HR
Wagner	5/17	WASH	Averill	Solo HR
Wagner	5/17	WASH	Averill	2-Run HR
Lillibridge	5/18	WASH	Thurmond	Solo HR
Wagner	5/18	WASH	McClellan	2-Run HR
Boudon	5/19	WASH	Vaughan	2-Run HR
Lillibridge	5/19	WASH	Vaughan	Solo HR
Boudon	5/19	WASH	Liebeck	Solo HR

Series Pitching Breakdown:

	W-L	ERA	IP	H	R	ER	BB	S.O.
Hawai'i-Hilo	6-0	2.40	45.0	30	15	12	21	55
SDSU	3-0	5.67	27.0	31	17	17	9	29
LBSU	2-1	3.12	26.0	24	13	9	6	10
BYU	3-0	3.33	27.0	28	15	10	14	23
Tourney-1	3-0	3.00	27.0	26	11	9	10	21
DAY/ND	3-0	3.00	27.0	24	12	9	9	25
PSU	3-0	2.33	27.0	25	8	7	8	27
Tourney-2	4-0	2.12	34.0	28	8	8	9	39
Oklahoma	2-1	2.67	27.0	27	11	8	7	28
Wichita St.	1-1	3.00	18.0	16	8	6	10	21
STAN	1-2	5.70	30.0	39	19	19	5	27
USC	2-1	5.06	26.2	31	15	15	13	11
CAL	3-0	1.00	27.0	26	4	3	18	14
UCLA	1-2	4.94	31.0	29	18	17	10	36
WSU	3-0	0.96	28.0	14	3	3	14	26
OSU	2-1	4.50	26.0	29	17	13	12	18
WASH	1-2	5.04	25.0	22	14	14	13	14
ARIZ	3-0	1.33	27.0	22	4	4	6	18
NCAA - 1	3-0	0.67	27.0	21	3	2	14	25

Series Batting Breakdown:

	AVG	AB	R	H	RBI	2B-3B-HR	BB-SO
Hawai'i-Hilo	.439	221	85	97	82	23-4-9	33-19
SDSU	.298	104	35	31	33	7-0-6	24-11
LBSU	.245	102	12	25	11	3-0-0	10-26
BYU	.343	108	29	37	28	5-0-7	22-18
Tourney-1	.319	94	24	30	24	4-2-3	22-19
DAY/ND	.336	110	40	37	37	5-0-4	30-10
PSU	.380	100	36	38	30	10-2-4	26-7
Tourney-2	.420	143	47	60	44	19-2-3	15-19
Oklahoma	.340	106	25	36	23	13-0-2	15-16
Wichita St.	.318	66	12	21	10	4-1-0	10-10
STAN	.265	113	17	30	17	6-2-2	10-23
USC	.363	113	23	41	20	5-0-2	26-21
CAL	.311	106	27	33	25	6-0-2	14-20
UCLA	.364	132	32	48	27	8-1-5	17-19
WSU	.437	126	51	55	49	6-4-8	49-11
OSU	.354	113	27	40	23	8-0-2	19-21
WASH	.306	111	16	34	16	6-0-2	12-26
ARIZ	.380	108	36	41	34	8-4-7	17-14
NCAA - 1	.387	119	45	46	40	5-2-1	25-14

Pinch-Hitting Statistics:

Player	AB	AVG	H	2B	3B	HR	RBI
Larish	1	1.000	1	0	0	0	0
Buck	1	1.000	1	0	0	0	1
Allen	10	.600	6	2	0	2	9
Garrabrants	4	.500	2	1	0	1	4
Mesa	3	.333	1	0	0	0	2
Wyrick	15	.333	5	0	1	0	0
Guerrero	25	.360	9	0	1	0	8
Walsh	22	.318	7	1	0	0	4
Bosch	6	.167	1	0	0	0	0
Bocchi	9	.111	1	0	0	0	0
Kartler	8	.000	0	0	0	0	0
Schoenberger	4	.000	0	0	0	0	0
West	3	.000	0	0	0	0	0
Cadena	2	.000	0	0	0	0	1
Team Totals:	115	.296	34	4	2	3	28



Sun Devil Baseball 2003

Starting Lineups By Batting Order

Date	Opponent	No. (Time)	Record	1	2	3	4	5	6	7	8	9
1/16	Hawaii-Hilo	1 (1)	1-0	Pedroia	Buck	Larish	Allen	Ethier	West	Mesa	Bocchi	Garrabrants
1/17	Hawaii-Hilo	1 (2)	2-0	Pedroia	Buck	Larish	Allen	Ethier	West	Mesa	Bocchi	Garrabrants
1/17	Hawaii-Hilo	2 (1)	1-0	Pedroia	Buck	Ethier	West	Larish	Allen	Bocchi	Wyrick	Walsh
1/18	Hawaii-Hilo	3 (1)	1-0	Pedroia	Buck	Ethier	West	Larish	Mesa	Allen	Gosewisch	Garrabrants
1/19	Hawaii-Hilo	4 (1)	1-0	Pedroia	Buck	Ethier	West	Larish	Wyrick	Bosch	Gosewisch	Walsh
1/19	Hawaii-Hilo	5 (1)	1-0	Pedroia	Buck	Ethier	West	Larish	Guerrero	Allen	Bocchi	Walsh
1/24	SDSU	6 (1)	1-0	Pedroia	Buck	Ethier	West	Larish	Allen	Mesa	Bocchi	Garrabrants
1/25	SDSU	7 (1)	1-0	Pedroia	Buck	Ethier	West	Larish	Allen	Wyrick	Gosewisch	Garrabrants
1/26	SDSU	8 (1)	1-0	Pedroia	Buck	Ethier	West	Larish	Mesa	Allen	Bocchi	Garrabrants
1/31	LBSU	9 (1)	0-1	Walsh	Pedroia	Ethier	Larish	Allen	Buck	Wyrick	Bocchi	Garrabrants
2/1	LBSU	10 (1)	1-0	Pedroia	Buck	Ethier	Larish	Bosch	Mesa	Allen	Bocchi	Garrabrants
2/2	LBSU	11 (1)	1-0	Pedroia	Buck	Larish	Ethier	West	Bosch	Wyrick	Gosewisch	Garrabrants
2/6	BYU	12 (1)	1-0	Pedroia	Buck	Larish	Ethier	Allen	Wyrick	Bosch	Gosewisch	Garrabrants
2/7	BYU	13 (1)	1-0	Pedroia	Buck	Larish	Ethier	West	Mesa	Bosch	Bocchi	Garrabrants
2/8	BYU	14 (1)	1-0	Pedroia	Buck	Larish	Ethier	West	Guerrero	Bosch	Bocchi	Garrabrants
2/14	Gonzaga	15 (1)	1-0	Pedroia	Buck	Larish	Ethier	West	Wyrick	Bosch	Gosewisch	Garrabrants
2/15	OK State	16 (1)	1-0	Pedroia	Buck	Larish	Ethier	West	Mesa	Allen	Bocchi	Garrabrants
2/16	OSU	17 (1)	1-0	Pedroia	Wyrick	Larish	Ethier	Garrabrants	Allen	Guerrero	Bocchi	Bosch
2/17	Gonzaga	18 (1)	1-0	Pedroia	Buck	Larish	Ethier	Garrabrants	Mesa	Allen	Gosewisch	Bosch
2/21	Dayton	19 (1)	1-0	Pedroia	Buck	Larish	Ethier	Garrabrants	Mesa	Allen	Bocchi	Bosch
2/22	Notre Dame	20 (1)	1-0	Pedroia	Buck	Larish	Ethier	Garrabrants	Mesa	West	Bocchi	Bosch
2/23	Notre Dame	21 (1)	1-0	Pedroia	Buck	Larish	West	Ethier	Mesa	Garrabrants	Gosewisch	Bosch
2/28	Penn State	22 (1)	1-0	Pedroia	Buck	Larish	West	Ethier	Garrabrants	Mesa	Bocchi	Bosch
3/1	Penn State	23 (1)	1-0	Pedroia	Buck	Larish	West	Ethier	Garrabrants	Mesa	Gosewisch	Bosch
3/2	Penn State	22 (2)	2-0	Pedroia	Buck	Larish	West	Ethier	Garrabrants	Mesa	Bocchi	Bosch
3/6	Northridge	24 (1)	1-0	Pedroia	Buck	Larish	West	Ethier	Mesa	Garrabrants	Bocchi	Bosch
3/7	S. Utah	25 (1)	1-0	Pedroia	Buck	Larish	West	Ethier	Mesa	Garrabrants	Bocchi	Allen
3/8	Utah	21 (2)	2-0	Pedroia	Buck	Larish	West	Ethier	Mesa	Garrabrants	Gosewisch	Bosch
3/9	Northridge	26 (1)	1-0	Pedroia	Ethier	Larish	West	Garrabrants	Wyrick	Buck	Gosewisch	Bosch
3/14	Oklahoma	25 (2)	1-1	Pedroia	Buck	Larish	West	Ethier	Mesa	Garrabrants	Bocchi	Allen
3/15	Oklahoma	27 (1)	1-0	Pedroia	Wyrick	Guerrero	West	Garrabrants	Allen	Buck	Bosch	Gosewisch
3/16	Oklahoma	28 (1)	1-0	Pedroia	Wyrick	Guerrero	West	Allen	Garrabrants	Ethier	Gosewisch	Bosch
3/18	Wichita St.	29 (1)	1-0	Pedroia	Wyrick	Guerrero	West	Ethier	Garrabrants	Buck	Gosewisch	Allen
3/19	Wichita St.	30 (1)	1-0	Pedroia	Buck	Guerrero	West	Wyrick	Ethier	Garrabrants	Bocchi	Allen
3/22	Stanford	31 (1)	1-0	Pedroia	Buck	Larish	West	Ethier	Wyrick	Garrabrants	Allen	Gosewisch
3/23	Stanford	32 (1)	0-1	Pedroia	Buck	Larish	West	Mesa	Wyrick	Ethier	Allen	Bocchi
3/24	Stanford	33 (1)	0-1	Pedroia	Wyrick	Larish	Garrabrants	Ethier	Guerrero	Buck	Allen	Gosewisch
3/28	USC	34 (1)	1-0	Pedroia	Wyrick	Larish	Ethier	Allen	Mesa	Buck	Bosch	Gosewisch
3/29	USC	35 (1)	0-1	Pedroia	Wyrick	Larish	Ethier	West	Buck	Garrabrants	Gosewisch	Bosch
3/30	USC	36 (1)	1-0	Pedroia	Buck	Wyrick	Larish	Guerrero	Ethier	Garrabrants	Allen	Gosewisch
4/2	UNM	37 (1)	0-1	Pedroia	Buck	Larish	Ethier	Mesa	Wyrick	Kartler	West	Walsh
4/7	GCU	38 (1)	1-0	Pedroia	Buck	Larish	West	Ethier	Wyrick	Allen	Gosewisch	Garrabrants
4/11	California	39 (1)	1-0	Pedroia	Buck	Larish	West	Ethier	Wyrick	Garrabrants	Gosewisch	Bosch
4/13	California	40 (1)	1-0	Walsh	Buck	Pedroia	Larish	Wyrick	Ethier	Garrabrants	Gosewisch	Bosch
4/13	California	41 (1)	1-0	Walsh	Buck	Pedroia	Larish	Ethier	Garrabrants	Wyrick	Bocchi	Bosch
4/17	UCLA	42 (1)	0-1	Walsh	Buck	Pedroia	Larish	Ethier	Wyrick	Garrabrants	Gosewisch	Bosch
4/18	UCLA	43 (1)	0-1	Walsh	Buck	Pedroia	Larish	Ethier	Guerrero	Wyrick	Garrabrants	Gosewisch
4/19	UCLA	44 (1)	1-0	Pedroia	Walsh	Larish	Ethier	West	Mesa	Buck	Guerrero	Gosewisch
4/25	WSU	45 (1)	1-0	Pedroia	Walsh	Ethier	Larish	West	Buck	Mesa	Garrabrants	Gosewisch
4/26	WSU	45 (2)	2-0	Pedroia	Walsh	Ethier	Larish	West	Buck	Mesa	Garrabrants	Gosewisch
4/27	WSU	46 (1)	1-0	Pedroia	Walsh	Ethier	Larish	West	Buck	Allen	Garrabrants	Gosewisch
4/30	Oklahoma	45 (3)	3-0	Pedroia	Walsh	Ethier	Larish	West	Buck	Mesa	Garrabrants	Gosewisch
5/6	UC Irvine	45 (4)	4-0	Pedroia	Walsh	Ethier	Larish	West	Buck	Mesa	Garrabrants	Gosewisch
5/12	Oregon St.	45 (5)	5-0	Pedroia	Walsh	Ethier	Larish	West	Buck	Mesa	Garrabrants	Gosewisch
5/13	Oregon St.	47 (1)	0-1	Pedroia	Wyrick	Ethier	Larish	West	Buck	Garrabrants	Gosewisch	Bosch
5/14	Oregon St.	45 (6)	6-0	Pedroia	Walsh	Ethier	Larish	West	Buck	Mesa	Garrabrants	Gosewisch
5/17	Washington	48 (1)	0-1	Pedroia	Walsh	Ethier	West	Larish	Mesa	Garrabrants	Buck	Gosewisch
5/18	Washington	49 (1)	1-0	Pedroia	Larish	West	Ethier	Guerrero	Mesa	Garrabrants	Buck	Gosewisch
5/19	Washington	49 (2)	1-1	Pedroia	Larish	West	Ethier	Guerrero	Mesa	Garrabrants	Buck	Gosewisch
5/23	Arizona	50 (1)	1-0	Pedroia	Walsh	Ethier	West	Larish	Mesa	Wyrick	Buck	Gosewisch
5/24	Arizona	51 (1)	1-0	Pedroia	Walsh	Ethier	West	Larish	Buck	Wyrick	Mesa	Gosewisch
5/25	Arizona	52 (1)	1-0	Pedroia	Garrabrants	Ethier	West	Larish	Guerrero	Gosewisch	Wyrick	Bosch
5/30	C. Conn. St.	53 (1)	1-0	Pedroia	Walsh	Ethier	West	Larish	Buck	Mesa	Garrabrants	Gosewisch
5/31	NMSU	54 (1)	1-0	Pedroia	Walsh	Ethier	West	Larish	Buck	Wyrick	Garrabrants	Gosewisch
6/1	UNLV	54 (2)	2-0	Pedroia	Walsh	Ethier	West	Larish	Buck	Wyrick	Garrabrants	Gosewisch

Total Number of Different Batting Lineups: 54

Most Common Lineup by Batting Order: #45 (6 times)



Sun Devil Baseball 2003

Starting Lineups By Position

<u>Date</u>	<u>Opponent</u>	<u>No. (Time)</u>	<u>Record</u>	<u>1B</u>	<u>2B</u>	<u>SS</u>	<u>3B</u>	<u>LF</u>	<u>CF</u>	<u>RF</u>	<u>C</u>	<u>DH</u>
1/16	Hawaii-Hilo	1 (1)	1-0	Larish	Garrabrants	Pedroia	Mesa	Buck	Allen	Ethier	Bocchi	West
1/17	Hawaii-Hilo	1 (2)	2-0	Larish	Garrabrants	Pedroia	Mesa	Buck	Allen	Ethier	Bocchi	West
1/17	Hawaii-Hilo	2 (1)	1-0	Larish	Walsh	Pedroia	Wyrick	Buck	Allen	Ethier	Bocchi	West
1/18	Hawaii-Hilo	3 (1)	1-0	Larish	Garrabrants	Pedroia	Mesa	Buck	Allen	Ethier	Gosewisch	West
1/19	Hawaii-Hilo	4 (1)	1-0	Larish	Walsh	Pedroia	Wyrick	Buck	Bosch	Ethier	Gosewisch	West
1/19	Hawaii-Hilo	5 (1)	1-0	Guerrero	Walsh	Pedroia	Larish	Buck	Allen	Ethier	Bocchi	West
1/24	SDSU	1 (3)	3-0	Larish	Garrabrants	Pedroia	Mesa	Buck	Allen	Ethier	Bocchi	West
1/25	SDSU	6 (1)	1-0	Larish	Garrabrants	Pedroia	Wyrick	Buck	Allen	Ethier	Gosewisch	West
1/26	SDSU	1 (4)	4-0	Larish	Garrabrants	Pedroia	Mesa	Buck	Allen	Ethier	Bocchi	West
1/31	LBSU	7 (1)	0-1	Larish	Garrabrants	Pedroia	Wyrick	Buck	Allen	Ethier	Bocchi	Walsh
2/1	LBSU	8 (1)	1-0	Larish	Garrabrants	Pedroia	Mesa	Buck	Bosch	Ethier	Bocchi	Allen
2/2	LBSU	4 (2)	2-0	Larish	Garrabrants	Pedroia	Wyrick	Buck	Bosch	Ethier	Gosewisch	West
2/6	BYU	9 (1)	1-0	Larish	Garrabrants	Pedroia	Wyrick	Buck	Bosch	Ethier	Gosewisch	Allen
2/7	BYU	10 (1)	1-0	Larish	Garrabrants	Pedroia	Mesa	Buck	Bosch	Ethier	Bocchi	West
2/8	BYU	11 (1)	1-0	Guerrero	Garrabrants	Pedroia	Larish	Buck	Bosch	Ethier	Bocchi	West
2/14	Gonzaga	4 (3)	3-0	Larish	Garrabrants	Pedroia	Wyrick	Buck	Bosch	Ethier	Gosewisch	West
2/15	OK State	12 (1)	1-0	Larish	Garrabrants	Pedroia	Mesa	Allen	Ethier	Buck	Bocchi	West
2/16	OSU	13 (1)	1-0	Larish	Garrabrants	Pedroia	Wyrick	Allen	Bosch	Ethier	Bocchi	Guerrero
2/17	Gonzaga	14 (1)	1-0	Larish	Garrabrants	Pedroia	Mesa	Allen	Bosch	Ethier	Gosewisch	Buck
2/21	Dayton	8 (2)	2-0	Larish	Garrabrants	Pedroia	Mesa	Buck	Bosch	Ethier	Bocchi	Allen
2/22	Notre Dame	10 (2)	2-0	Larish	Garrabrants	Pedroia	Mesa	Buck	Bosch	Ethier	Bocchi	West
2/23	Notre Dame	15 (1)	1-0	Larish	Garrabrants	Pedroia	Mesa	Buck	Bosch	Ethier	Gosewisch	West
2/28	Penn State	10 (3)	3-0	Larish	Garrabrants	Pedroia	Mesa	Buck	Bosch	Ethier	Bocchi	West
3/1	Penn State	15 (2)	2-0	Larish	Garrabrants	Pedroia	Mesa	Buck	Bosch	Ethier	Gosewisch	West
3/2	Penn State	10 (4)	4-0	Larish	Garrabrants	Pedroia	Mesa	Buck	Bosch	Ethier	Bocchi	West
3/6	Northridge	10 (5)	5-0	Larish	Garrabrants	Pedroia	Mesa	Buck	Bosch	Ethier	Bocchi	West
3/7	S. Utah	12 (2)	2-0	Larish	Garrabrants	Pedroia	Mesa	Allen	Ethier	Buck	Bocchi	West
3/8	Utah	15 (3)	3-0	Larish	Garrabrants	Pedroia	Mesa	Buck	Bosch	Ethier	Gosewisch	West
3/9	Northridge	4 (4)	4-0	Larish	Garrabrants	Pedroia	Wyrick	Buck	Bosch	Ethier	Gosewisch	West
3/14	Oklahoma	12 (3)	2-1	Larish	Garrabrants	Pedroia	Mesa	Allen	Ethier	Buck	Bocchi	West
3/15	Oklahoma	16 (1)	1-0	Guerrero	Garrabrants	Pedroia	Wyrick	Allen	Bosch	Buck	Gosewisch	West
3/16	Oklahoma	17 (1)	1-0	Guerrero	Garrabrants	Pedroia	Wyrick	Allen	Bosch	Ethier	Gosewisch	West
3/18	Wichita St.	16 (2)	2-0	Guerrero	Garrabrants	Pedroia	Wyrick	Allen	Ethier	Buck	Gosewisch	West
3/19	Wichita St.	18 (1)	0-1	Guerrero	Garrabrants	Pedroia	Wyrick	Allen	Ethier	Buck	Bocchi	West
3/22	Stanford	19 (1)	1-0	Larish	Garrabrants	Pedroia	Wyrick	Allen	Ethier	Buck	Gosewisch	West
3/23	Stanford	20 (1)	0-1	Larish	Mesa	Pedroia	Wyrick	Allen	Ethier	Buck	Bocchi	West
3/24	Stanford	21 (1)	0-1	Larish	Garrabrants	Pedroia	Wyrick	Allen	Ethier	Buck	Bocchi	Guerrero
3/28	USC	22 (1)	1-0	Larish	Mesa	Pedroia	Wyrick	Buck	Bosch	Ethier	Gosewisch	Allen
3/29	USC	4 (5)	4-1	Larish	Garrabrants	Pedroia	Wyrick	Buck	Bosch	Ethier	Gosewisch	West
3/30	USC	23 (1)	1-0	Larish	Garrabrants	Pedroia	Wyrick	Allen	Ethier	Buck	Gosewisch	Guerrero
4/2	UNM	24 (1)	0-1	Larish	Mesa	Pedroia	Wyrick	Buck	Kartler	Ethier	West	Walsh
4/7	GCU	19 (2)	2-0	Larish	Garrabrants	Pedroia	Wyrick	Allen	Ethier	Buck	Gosewisch	West
4/11	California	4 (6)	5-1	Larish	Garrabrants	Pedroia	Wyrick	Buck	Bosch	Ethier	Gosewisch	West
4/13	California	25 (1)	1-0	Larish	Garrabrants	Pedroia	Wyrick	Buck	Bosch	Ethier	Gosewisch	Walsh
4/13	California	26 (1)	2-0	Larish	Garrabrants	Pedroia	Wyrick	Buck	Bosch	Ethier	Bocchi	Walsh
4/17	UCLA	25 (2)	1-1	Larish	Garrabrants	Pedroia	Wyrick	Buck	Bosch	Ethier	Gosewisch	Walsh
4/18	UCLA	27 (1)	0-1	Larish	Garrabrants	Pedroia	Wyrick	Walsh	Ethier	Buck	Gosewisch	Guerrero
4/19	UCLA	28 (1)	1-0	Guerrero	Mesa	Pedroia	Larish	Walsh	Ethier	Buck	Gosewisch	West
4/25	WSU	29 (1)	1-0	Larish	Garrabrants	Pedroia	Mesa	Walsh	Ethier	Buck	Gosewisch	West
4/26	WSU	29 (2)	2-0	Larish	Garrabrants	Pedroia	Mesa	Walsh	Ethier	Buck	Gosewisch	West
4/27	WSU	30 (1)	1-0	West	Garrabrants	Pedroia	Larish	Allen	Ethier	Buck	Gosewisch	Walsh
4/30	Oklahoma	29 (3)	3-0	Larish	Garrabrants	Pedroia	Mesa	Walsh	Ethier	Buck	Gosewisch	West
5/6	UC Irvine	29 (4)	4-0	Larish	Garrabrants	Pedroia	Mesa	Walsh	Ethier	Buck	Gosewisch	West
5/12	Oregon St.	29 (5)	5-0	Larish	Garrabrants	Pedroia	Mesa	Walsh	Ethier	Buck	Gosewisch	West
5/13	Oregon St.	4 (7)	5-2	Larish	Garrabrants	Pedroia	Wyrick	Buck	Bosch	Ethier	Gosewisch	West
5/14	Oregon St.	29 (6)	6-0	Larish	Garrabrants	Pedroia	Mesa	Walsh	Ethier	Buck	Gosewisch	West
5/17	Washington	29 (7)	6-1	Larish	Garrabrants	Pedroia	Mesa	Walsh	Ethier	Buck	Gosewisch	West
5/18	Washington	31 (1)	1-0	Larish	Garrabrants	Pedroia	Mesa	Guerrero	Ethier	Buck	Gosewisch	West
5/19	Wasahington	31 (2)	1-1	Larish	Garrabrants	Pedroia	Mesa	Guerrero	Ethier	Buck	Gosewisch	West
5/23	Arizona	32 (1)	1-0	Larish	Mesa	Pedroia	Wyrick	Walsh	Ethier	Buck	Gosewisch	West
5/24	Arizona	32 (2)	2-0	Larish	Mesa	Pedroia	Wyrick	Walsh	Ethier	Buck	Gosewisch	West
5/25	Arizona	33 (1)	1-0	Larish	Garrabrants	Pedroia	Wyrick	Guerrero	Bosch	Ethier	Gosewisch	West
5/30	C. Conn. St.	29 (8)	7-1	Larish	Garrabrants	Pedroia	Mesa	Walsh	Ethier	Buck	Gosewisch	West
5/31	NMSU	34 (1)	1-0	Larish	Garrabrants	Pedroia	Wyrick	Walsh	Ethier	Buck	Gosewisch	West
6/1	UNLV	34 (2)	2-0	Larish	Garrabrants	Pedroia	Wyrick	Walsh	Ethier	Buck	Gosewisch	West

Total Number of Different Positional Lineups: 34

Most Common Lineup by Position: #29 (8 times)



Sun Devil Baseball 2003

Game-by-Game Capsules:

GAME 1

#8 SUN DEVILS 9, Hawai'i-Hilo 0

Jan. 16, 2003 at Wong Stadium

	1	2	3	4	5	6	7	8	9	R	H	E
ASU	0	0	0	3	2	0	4	0	0	-	9	16 0
UHH	0	0	0	0	0	0	0	0	0	-	0	4 2

W: McClellan (1-0); L: Shimabuku (0-1); S: None

HR: Bocchi (1)

Time: 3:29 Attendance: 324 Record: 1-0

HIGHLIGHTS: Six ASU pitchers, including four newcomers, combined to give up only four hits and struck out 13 batters to help lead the Devils to a 9-0 win on opening day 2003. Sophomore catcher Joel Bocchi game ASU the lead in the fourth inning with a three-run home run. Rookie pitchers Brett Bordes, Javy Lopez, Chris Beatty and Beau Vaughan each struck out two or more batters in their ASU debuts. Junior second baseman Steve Garrabrants led all players with three hits. Senior RHP Robbie McClellan picked up his eighth career victory with two shutout innings of work.

GAME 2

#8 SUN DEVILS 10, Hawai'i-Hilo 5

Jan. 17, 2003 at Wong Stadium

	1	2	3	4	5	6	7	8	9	R	H	E
ASU	1	0	0	2	0	4	2	1	0	-	10	13 1
UHH	0	1	1	0	0	0	3	0	0	-	5	9 3

W: Vaughan (1-0); L: Ebbs (0-1); S: Schroyer (1)

HR: West (1)

Time: 3:42 Attendance: --- Record: 2-0

HIGHLIGHTS: Dustin Pedroia was 3-for-4 with two RBI to help lead the Devils to a 10-5 win in the first game of a doubleheader. Pedroia also had two hit-by-pitches and scored two runs in the victory. Relief pitcher Beau Vaughan picked up the win by striking out nine and allowing only three hits in 4.2 innings. Junior closer Ryan Schroyer sealed the win with 2.1 innings of scoreless relief to pick up his first save of the year and the ninth of his career.

GAME 3

#8 SUN DEVILS 14, Hawai'i-Hilo 2

Jan. 17, 2003 at Wong Stadium

	1	2	3	4	5	6	7	R	H	E
ASU	2	3	1	3	1	0	4	-	14	14 0
UHH	0	0	2	0	0	0	0	-	2	7 4

W: Liebeck (1-0); L: Miyahira (0-1); S: None

HR: Wyrick (1)

Time: 2:31 Attendance: 302 Record: 3-0

HIGHLIGHTS: First baseman Jeff Larish was 3-for-4 with four RBI and junior center fielder Rodney Allen was 2-for-4 with four RBI to help the Devils sweep the second game of a doubleheader at Wong Stadium. Senior starting pitcher Jared Liebeck picked up the win by striking out seven in six innings of work. Junior RHP Javy Lopez finished off the win with a perfect inning of work. Senior third baseman Dennis Wyrick hit his first career home run with a shot deep over the center field fence. The home run came on his 413th career at-bat. Freshman Travis Buck and sophomore catcher Tuffy Gosewisch also added multi-hit games.

GAME 4

#8 SUN DEVILS 18, Hawai'i-Hilo 3

Jan. 18, 2003 at Simmons Field

	1	2	3	4	5	6	7	8	R	H	E
ASU	3	1	0	5	0	0	1	8	-	18	19 2
UHH	0	0	0	0	0	0	0	3	-	3	3 2

W: Averill (1-0); L: Lockett (0-1); S: None

HR: Ethier (2), Larish (1), Ethier (1), Bosch (1)

Time: 2:39 Attendance: 78 Record: 4-0

HIGHLIGHTS: Freshman left-handed pitcher Erik Averill scattered only one hit in seven and a third innings in his ASU debut to help lead the Sun Devils to a 18-3 win at Simmons Field. Averill struck out seven and had his bid for ASU's first no-hitter since 1993 spoiled with a one-out double in the bottom of the eighth inning. ASU recorded season highs with 18 runs and 19 hits. Every starter and four reserves recorded at least one hit. ASU's eight-run eighth inning included a grand slam home run from freshman outfielder Ryan Bosch. Andre Ethier, Jeremy West and Jeff Larish also hit home runs in the Sun Devil victory.

GAME 5

#8 SUN DEVILS 16, Hawai'i-Hilo 0

Jan. 19, 2003 at Simmons Field

	1	2	3	4	5	R	H	E
ASU	3	0	1	9	3	-	16	17 0
UHH	0	0	0	0	0	-	0	2 0

W: Sopko (1-0); L: Inaba (0-1); S: None

HR: Larish (2)

Time: 2:37 Attendance: --- Record: 5-0

HIGHLIGHTS: Starter Mark Sopko and relief pitcher Ben Thurmond combined to allow only two hits and no runs in a five-inning 16-0 shutout of UHH. The Devils recorded 17 hits, including a nine-run fourth inning en route to the victory. Leadoff hitter Dustin Pedroia was 2-for-4 with a pair of doubles and right fielder Andre Ethier was 4-for-4 with two RBI and two runs scored. Sophomore first baseman Jeff Larish connected on his second home run in as many games and had four RBI.

GAME 6

#8 SUN DEVILS 18, Hawai'i-Hilo 5

Jan. 19, 2003 at Simmons Field

	1	2	3	4	5	6	7	R	H	E
ASU	7	4	3	0	1	2	1	-	18	18 0
UHH	0	0	4	0	0	1	0	-	5	5 2

W: McClellan (2-0); L: Ebbs (0-2); S: None

HR: Allen (1)

Time: 2:50 Attendance: 150 Record: 6-0

HIGHLIGHTS: The Sun Devils completed the six-game series sweep with an 18-5 victory in five innings in the second game of a doubleheader. Senior reliever Robbie McClellan picked up the win to improve to 2-0 while striking out three batters in two innings. Senior starter Bryce Kartler was effective in his 2003 debut with four strikeouts in two innings of work. At the plate junior first baseman Mike Guerrero led ASU with a 4-for-5 game with three RBI. Junior center fielder Rodney Allen was 2-for-5 with five RBI and a three-run home run. Freshman left fielder Travis Buck recorded his first extra base hit as a Devil with a run-scoring triple in the top of the first and sophomore shortstop Dustin Pedroia was 2-for-2 to extend his hitting streak to 17 games dating back to 2002.

GAME 7

#8 SUN DEVILS 7, San Diego State 5

Jan. 24, 2003 at Packard Stadium

	1	2	3	4	5	6	7	8	9	R	H	E
SDSU	0	0	1	0	3	0	1	0	0	-	5	13 2
ASU	0	0	0	0	0	1	2	4	x	-	7	9 0

W: McClellan (3-0); L: Miller (0-1); S: Schroyer (2)

HR: Pedroia (1)

Time: 3:20 Attendance: 3,972 Record: 7-0

HIGHLIGHTS: In Tony Gwynn's collegiate head coaching debut, the Sun Devils scored six runs in the last two innings to earn the come-from-behind win. Sophomore shortstop Dustin Pedroia sparked the comeback with a two-run home run in the seventh and plated the game-tying run with a single as part of the deciding four-run eighth inning. True freshman left fielder Travis Buck was 3-for-4 with a pair of doubles in the win and tabbed the game-winning RBI in the eighth inning. Senior RHP Robbie McClellan picked up his third win of the year by striking out five in 3.1 innings. Junior closer Ryan Schroyer earned his second save with a scoreless ninth inning.

GAME 8

#8 SUN DEVILS 4, San Diego State 3

Jan. 25, 2003 at Packard Stadium

	1	2	3	4	5	6	7	8	9	R	H	E
SDSU	0	0	0	0	0	1	0	0	2	-	3	9 1
ASU	0	0	0	0	1	1	0	1	1	-	4	9 2

W: Schroyer (1-0); L: Hartshorn (0-1); S: None

HR: West (3), Larish (3)

Time: 3:05 Attendance: 3,249 Record: 8-0

HIGHLIGHTS: Andre Ethier's one-out infield single in the bottom of the ninth inning broke a 3-3 tie to give the Sun Devils a 4-3 win over the SDSU Aztecs. ASU led 3-1 heading into the final frame, but SDSU rallied for two runs to tie the game. ASU's relief corps of Beau Vaughan and Ryan Schroyer were tough down the stretch, but the Aztecs still pushed the game into ASU's final at-bat. Dustin Pedroia was 2-for-4 and Jeremy West and Jeff Larish each hit solo home runs in the win.

GAME 9

#8 SUN DEVILS 24, San Diego State 9

Jan. 26, 2003 at Packard Stadium

	1	2	3	4	5	6	7	8	9	R	H	E
SDSU	0	0	0	0	0	7	1	1	0	-	9	9 7
ASU	3	0	6	4	0	1	3	7	x	-	24	13 2

W: Averill (2-0); L: Lindsey (0-1); S: None

HR: Larish - 2 (5), Garrabrants (1)

Time: 3:47 Attendance: 2,822 Record: 9-0

HIGHLIGHTS: The Sun Devils completed the series sweep of the Aztecs with a 24-9 pounding Sunday afternoon in front of 2,822 at Packard Stadium. Jeff Larish was 3-for-4 with two home runs and tied the school record with nine RBI. He blasted a two-run home run in the third and a grand slam in the fourth inning to lead the team with five home runs. Junior Steve Garrabrants also hit a grand slam in the third inning giving ASU nine different players to hit a home run in 2003. Freshman LHP Erik Averill picked up the win to improve to 2-0 while allowing only one hit in four innings. The 24 runs were the most scored by an ASU team since posting 23 against Creighton in 2001.

GAME 10

#13 Long Beach State 11, #8 ASU 5

Jan. 31, 2003 at Long Beach, Calif.

	1	2	3	4	5	6	7	8	9	R	H	E
ASU	0	0	0	2	0	0	0	0	3	-	5	12 1
LBSU	0	0	0	0	4	4	3	0	x	-	11	14 2

W: Alvarez (1-0); L: Vaughan (1-1); S: None

HR: None

Time: 3:47 Attendance: 1,334 Record: 9-1

HIGHLIGHTS: The Sun Devils dropped their first game of 2003 in a 11-5 defeat to the No. 13 Long Beach State 49ers. ASU held a 2-0 lead after four innings before the Dirtbags exploded for all 11 of their runs in the fifth, sixth and seventh innings. The top four of the LBSU lineup combined to go 9-for-16 with five RBI. LBSU starter Abe Alvarez picked up the win by allowing six hits and two runs in 5.2 innings. ASU starter Mark Sopko pitched well with three scoreless innings, but five Sun Devil relievers were roughed up for nine hits and 11 runs in five innings. Beau Vaughan was saddled with the loss by giving up four runs in 1.2 IP. At the plate freshman left fielder Travis Buck recorded his second three-hit game as a Sun Devil (3x4) and sophomore SS Dustin Pedroia had two hits to extend his hitting streak to 21 games.

GAME 11

#8 SUN DEVILS 3, #13 LBSU 0

Feb. 1, 2003 at Long Beach, Calif.

	1	2	3	4	5	6	7	8	9	R	H	E
ASU	0	0	0	1	0	0	1	0	1	-	3	7 0
LBSU	0	0	0	0	0	0	0	0	0	-	0	3 1

W: Liebeck (2-0); L: Weaver (0-1); S: None

HR: None

Time: 2:45 Attendance: 976 Record: 10-1

HIGHLIGHTS: Senior RHP Jared Liebeck fired a complete-game, three-hit shutout on only 88 pitches to lead the Sun Devils to a 3-0 win over No. 13 Long Beach State. Liebeck allowed only one runner to reach second base and before issuing his first walk of the game in the ninth inning had retired 10 straight batters. ASU played well defensively behind Liebeck, not committing an error for the sixth game this year. At the plate sophomore 1B Jeff Larish was 2-for-3 with an RBI and catcher Joel Bocchi notched his third multi-hit game of the year. Sophomore SS Dustin Pedroia was 1-for-4 with his eighth double of the year to extend his hitting streak to 22 games dating back to 2002. Pedroia also had a season-high five assists.

GAME 12

#8 SUN DEVILS 4, #13 LBSU 2

Feb. 2, 2003 at Long Beach, Calif.

	1	2	3	4	5	6	7	8	9	R	H	E
ASU	0	4	0	0	0	0	0	0	0	-	4	6 2
LBSU	0	0	0	0	0	0	2	0	0	-	2	7 1

W: Averill (3-0); L: Paz (0-1); S: Schroyer (3)

HR: None

Time: 3:12 Attendance: 1,235 Record: 11-1

HIGHLIGHTS: Freshman Erik Averill improved to 3-0 by not allowing an earned run in 6.2 innings as the Devils earned a series win over LBSU with a 4-2 victory. Dennis Wyrick had a two-run single that fueled ASU's four-run second frame. Junior closer Ryan Schroyer closed out the victory with his third save of the year.



Sun Devil Baseball 2003

Game-by-Game Capsules:

GAME 13

#8 SUN DEVILS 6, BYU 5

February 6, 2003 at Packard Stadium

	<u>1</u>	<u>2</u>	<u>3</u>	<u>4</u>	<u>5</u>	<u>6</u>	<u>7</u>	<u>8</u>	<u>9</u>		<u>R</u>	<u>H</u>	<u>E</u>
BYU	0	0	0	0	1	1	1	2	0	-	5	9	3
ASU	1	2	0	0	2	0	0	0	1	-	6	10	1

W: Schroyer (2-0); L: Jacinto (0-1); S: None

HR: Buck (1), Garrabrants (2), Itri (1)

Time: 3:24 Attendance: 2,850 Record: 12-1

HIGHLIGHTS: Sophomore third baseman Frank Mesa drew a bases loaded walk with no outs in the bottom of the ninth inning to give the Sun Devils a 6-5 win over BYU. ASU squandered a 5-1 lead with the Cougars rallying for five late-inning runs to tie the game. A two-out error by second baseman Steve Garrabrants in the eighth opened the door for two unearned runs to score and tie the game at 5-5. ASU built the four-run lead behind a solo home run from freshman Travis Buck and a two-run shot from Garrabrants in the second. Jeff Larish finished with three hits and sophomore SS Dustin Pedroia was 2-for-4. Relief pitcher Ryan Schroyer needed just one pitch to record the final out of the ninth inning and picked up the win to improve to 2-0 in his junior season.

GAME 14

#8 SUN DEVILS 17, BYU 6

February 7, 2003 at Packard Stadium

	<u>1</u>	<u>2</u>	<u>3</u>	<u>4</u>	<u>5</u>	<u>6</u>	<u>7</u>	<u>8</u>	<u>9</u>		<u>R</u>	<u>H</u>	<u>E</u>
BYU	0	2	2	2	0	0	0	0	0	-	6	9	2
ASU	0	0	7	1	3	5	1	0	x	-	17	18	3

W: Thurmond (1-0); L: Bergeron (0-1); S: None

HR: Larish (6), West (4), Mesa (1), Itri (2), Jacobsen (2)

Time: 3:44 Attendance: 2,896 Record: 13-1

HIGHLIGHTS: Down 4-0 after two innings, ASU stormed back to score 16 runs in the next three innings en route to a 17-6 win over BYU in the second of a three-game series. Sophomore 3B Frank Mesa was 4-for-6 with three RBI and a two-run home run and Jeff Larish added his team-leading sixth home run of the year. Dustin Pedroia notched his 10th multi-hit game of the year as well in the win. Senior Ben Thurmond picked up the win with two perfect innings out of the bullpen. The four ASU relievers (Thurmond, Beatty, Leaf, McClellan) combined for five shutout innings.

GAME 15

#8 SUN DEVILS 6, BYU 4

February 8, 2003 at Packard Stadium

	<u>1</u>	<u>2</u>	<u>3</u>	<u>4</u>	<u>5</u>	<u>6</u>	<u>7</u>	<u>8</u>	<u>9</u>		<u>R</u>	<u>H</u>	<u>E</u>
BYU	1	0	3	0	0	0	0	0	0	-	4	10	0
ASU	0	0	0	0	3	1	0	2	x	-	6	9	0

W: Schroyer (3-0); L: Jacinto (0-2); S: None

HR: Larish (7), Bocchi (2)

Time: 2:57 Attendance: 2,691 Record: 14-1

HIGHLIGHTS: Jeff Larish and Joel Bocchi each hit home runs to help overcome a 4-0 deficit and earn a 6-4 win over BYU. Larish blasted his seventh home run of the year and Bocchi hit a three-run shot to help erase BYU's four-run lead. After freshman Erik Averill struggled by giving up four runs in 2.1 innings, the bullpen took over to not allow any runs in the next 6.2 IP. Junior closer Ryan Schroyer picked up the win with three strikeouts in the final two innings.

GAME 16

#5 SUN DEVILS 8, Gonzaga 4

February 14, 2003 at Surprise Stadium

	<u>1</u>	<u>2</u>	<u>3</u>	<u>4</u>	<u>5</u>	<u>6</u>	<u>7</u>	<u>8</u>	<u>9</u>		<u>R</u>	<u>H</u>	<u>E</u>
GU	2	1	1	0	0	0	0	0	0	-	4	8	0
ASU	1	0	5	0	0	2	0	0	x	-	8	11	1

W: Sopko (2-0); L: Gonzalez (0-1); S: None

HR: None

Time: 2:59 Attendance: 467 Record: 15-1

HIGHLIGHTS: The Sun Devils used a five-run third inning and a solid five-strikeout, three-hit gem out of the bullpen by Mark Sopko to beat Gonzaga 8-4 in the Coca-Cola Surprise College Baseball Classic. Sopko registered career highs in strikeouts (5) and innings pitched (7.0) in his relief debut of 2003. At the plate Jeff Larish was 2-for-4 with a pair of RBI and Steve Garrabrants was 2-for-5 with a triple and a RBI. Tuffy Gosewisch and Dennis Wyrick also had two hits apiece in ASU's 15th win of the season.

GAME 17

#5 SUN DEVILS 7, Oklahoma State 3

February 15, 2003 at Surprise Stadium

	<u>1</u>	<u>2</u>	<u>3</u>	<u>4</u>	<u>5</u>	<u>6</u>	<u>7</u>	<u>8</u>	<u>9</u>		<u>R</u>	<u>H</u>	<u>E</u>
OKST	0	1	0	0	0	0	1	1	0	-	3	9	4
ASU	0	0	0	0	6	0	0	1	x	-	7	9	0

W: Vaughan (2-1); L: Scott Baker (1-1); S: None

HR: None

Time: 2:59 Attendance: 1,922 Record: 16-1

HIGHLIGHTS: Starter Beau Vaughan scattered five hits and one run while striking out eight in five innings to help lead ASU to a 7-3 win over Oklahoma State. ASU trailed early 1-0, but exploded for six runs in the fifth inning off projected first-round draft pick Scott Baker. Sophomore shortstop Dustin Pedroia had a clutch two-run triple to center field to put ASU on the board and Rod Allen added a two-run single to cap the six-run inning. Junior closer Ryan Schroyer nailed down the win with a scoreless ninth inning as ASU continued its best start since going 17-1 in 1978 and 1988.

GAME 18

#5 SUN DEVILS 9, Oregon State 4

February 16, 2003 at Surprise Stadium

	<u>1</u>	<u>2</u>	<u>3</u>	<u>4</u>	<u>5</u>	<u>6</u>	<u>7</u>	<u>8</u>	<u>9</u>		<u>R</u>	<u>H</u>	<u>E</u>
OSU	0	0	1	1	0	1	1	0	0	-	4	9	1
ASU	1	0	4	0	4	0	0	0	x	-	9	10	0

W: Liebeck (3-0); L: Copeland (0-1); S: None

HR: Pedroia (2), Allen (2), Garrabrants (3)

Time: 2:58 Attendance: 1,303 Record: 17-1

HIGHLIGHTS: Dustin Pedroia was 3-for-4 with a solo home run and double as the No. 5 Sun Devils equaled their best start in recorded school history at 17-1. Rod Allen and Steve Garrabrants also homered for the Devils as they won their eighth straight. Pedroia recorded his 11th multi-hit game of the year in the victory and now has at least one hit in 17 of ASU's 18 games. Allen, Garrabrants, Pedroia and RHP Mark Sopko were all named to the all-tournament team. Senior starting pitcher Jared Liebeck improved to 3-0 by giving up three runs in five-plus innings, while five relievers combined to hold the Beavers to one run over the final four innings.

GAME 19

#4 SUN DEVILS 17, Gonzaga 5

February 17, 2003 at Packard Stadium

	<u>1</u>	<u>2</u>	<u>3</u>	<u>4</u>	<u>5</u>	<u>6</u>	<u>7</u>	<u>8</u>	<u>9</u>		<u>R</u>	<u>H</u>	<u>E</u>
GU	0	3	0	0	0	0	0	1	1	-	5	13	6
ASU	2	0	7	2	6	0	0	0	x	-	17	11	0

W: Thurmond (2-0); L: Lichter (0-1); S: None

HR: Allen (3), Garrabrants (4)

Time: 3:22 Attendance: 1,490 Record: 18-1

HIGHLIGHTS: Steve Garrabrants was 2-for-6 with a career-high six RBI as the Sun Devils continued the school's best start since 1972 with a 17-5 win over Gonzaga at Packard Stadium. Garrabrants hit his fourth home run and his second in as many games with a grand slam in the third inning. Rod Allen also hit a home run for the second consecutive game, blasting a two-run shot as part of the seven-run third frame. Sophomore catcher Tuffy Gosewisch was 2-for-4 and had a career high three RBI. Senior Ben Thurmond improved to 2-0 by picking up the win with three scoreless innings out of the bullpen. Gonzaga out-hit ASU 13-11, but 10 walks and six errors proved to be costly as ASU was 7-for-16 with runners in scoring position. Freshman lefty Chris Beatty had his best outing as a Devil with two scoreless innings, giving up only one hit.

GAME 20

#4 SUN DEVILS 10, Dayton 1

February 21, 2003 at Packard Stadium

	<u>1</u>	<u>2</u>	<u>3</u>	<u>4</u>	<u>5</u>	<u>6</u>	<u>7</u>	<u>8</u>	<u>9</u>		<u>R</u>	<u>H</u>	<u>E</u>
UD	0	0	0	0	0	0	0	1	0	-	1	5	4
ASU	2	0	0	0	6	0	2	0	x	-	10	13	2

W: Liebeck (4-0); L: Miller (0-1); S: None

HR: None

Time: 2:59 Attendance: 2,309 Record: 19-1

HIGHLIGHTS: Andre Ethier and Frank Mesa each had three hits and starting pitcher Jared Liebeck threw seven scoreless innings as ASU picked up its 19th win of the year in a 10-1 defeat of Dayton. ASU out-hit the flyers 13-5 and capitalized on four errors. Sophomore SS Dustin Pedroia was 2-for-3 for his 12th multi-hit game of the year.

GAME 21

#4 SUN DEVILS 16, #11 Notre Dame 3

February 22, 2003 at Packard Stadium

	<u>1</u>	<u>2</u>	<u>3</u>	<u>4</u>	<u>5</u>	<u>6</u>	<u>7</u>	<u>8</u>	<u>9</u>		<u>R</u>	<u>H</u>	<u>E</u>
ND	0	1	0	0	0	2	0	0	0	-	3	6	3
ASU	0	0	0	0	5	4	2	5	x	-	16	10	3

W: Vaughan (3-1); L: Ogilvie (0-1); S: None

HR: West 2 (5, 6), Larish (8)

Time: 3:08 Attendance: 3,605 Record: 20-1

HIGHLIGHTS: Jeremy West and Jeff Larish each hit grand slam home runs as the Sun Devils defeated No. 11 Notre Dame 16-3 in front of 3,605 at Packard Stadium. West also had a two-run home run in the game and finished with three hits. Winning their 11th straight game and 20th of the season, the Devils erupted for two five-run innings and a four-run frame. Senior starting pitcher Beau Vaughan improved to 3-1 with six strikeouts and gave up one earned run in 5.2 innings. Dustin Pedroia added his 13th multi-hit game of the year with a 2-for-5 game.

GAME 22

#4 SUN DEVILS 14, #11 Notre Dame 8

February 23, 2003 at Packard Stadium

	<u>1</u>	<u>2</u>	<u>3</u>	<u>4</u>	<u>5</u>	<u>6</u>	<u>7</u>	<u>8</u>	<u>9</u>		<u>R</u>	<u>H</u>	<u>E</u>
ND	0	1	0	0	0	7	0	0	0	-	8	13	3
ASU	4	0	0	0	0	9	0	1	x	-	14	13	1

W: Lopez (7-0); L: Gagne (0-1); S: Schroyer (4)

HR: West (7)

Time: 3:24 Attendance: 3,403 Record: 21-1

HIGHLIGHTS: Arizona State scored nine runs in the sixth inning to overcome a 8-4 Notre Dame lead and recorded its 21st victory of the year. Head coach Pat Murphy also picked up his 700th career coaching win with the come-from-behind win. ASU led early 4-1, but Notre Dame scored seven in the top of the sixth to take the four-run lead. With two outs, Jeff Larish drew a full-count walk and started a rally that would see the next nine Sun Devils score. Jeremy West had a two-run home run and Larish cleared the bases with a three-run double to the left field gap. Sophomore Dustin Pedroia was 4-for-6 with a double for his 14th multi-hit game of the year. Junior RHP Ryan Schroyer picked up his fourth save with three scoreless innings out of the bullpen.

GAME 23

#2 SUN DEVILS 13, Penn State 0

February 28, 2003 at Packard Stadium

	<u>1</u>	<u>2</u>	<u>3</u>	<u>4</u>	<u>5</u>	<u>6</u>	<u>7</u>	<u>8</u>	<u>9</u>		<u>R</u>	<u>H</u>	<u>E</u>
PSU	0	0	0	0	0	0	0	0	0	-	0	6	1
ASU	1	0	2	5	0	0	3	2	x	-	13	16	1

W: Averill (4-0); L: Hamilton (0-1); S: None

HR: Larish (9), Guerrero (1)

Time: 2:55 Attendance: 1,871 Record: 22-1

HIGHLIGHTS: Three Sun Devil pitchers combined to give up only six hits and no runs as the No. 2/4 Arizona State Sun Devils defeated Penn State 13-0. Jeff Larish was 2-for-3 with three walks and six RBI, including his third grand slam of the year. Larish now leads the team with nine home runs and 48 RBI. ASU out-hit Penn State 16-6, with four Devils recording multi-hit games. Freshman lefty Erik Averill picked up the win with 5.2 scoreless innings out of the bullpen taking over for senior starter Jared Liebeck. Liebeck pitched well giving up only three hits in 2.1 scoreless innings, but did not return after a one-hour, five-minute rain delay during the top of the third inning. Joel Bocchi had three hits in the win for ASU.

GAME 24

#2 SUN DEVILS 12, Penn State 1

March 1, 2003 at Packard Stadium

	<u>1</u>	<u>2</u>	<u>3</u>	<u>4</u>	<u>5</u>	<u>6</u>	<u>7</u>	<u>8</u>	<u>9</u>		<u>R</u>	<u>H</u>	<u>E</u>
PSU	0	0	0	1	0	0	0	0	0	-	1	8	3
ASU	6	4	0	2	0	0	0	0	0	-	12	10	0

W: McClellan (4-0); L: Tressler (0-1); S: None

HR: Bosch (2), Harter (1)

Time: 2:42 Attendance: 2,219 Record: 23-1

HIGHLIGHTS: Arizona State tied its best start in school history with a 12-1 win over Penn State to improve to 23-1 overall. ASU also won its 14th straight game and the 800th all-time victory at Packard Stadium. Frank Mesa was 2-for-5 with three RBI and Dustin Pedroia notched his 15th multi-hit game of the year. Senior starter Robbie McClellan struck out six in five strong innings to improve to 4-0 in 2003. The ASU bullpen combined for four scoreless innings.



Sun Devil Baseball 2003

Game-by-Game Capsules:

GAME 25

#2 SUN DEVILS 11, Penn State 7

March 2, 2003 at Packard Stadium

	1	2	3	4	5	6	7	8	9	R	H	E
PSU	0	0	2	0	0	3	2	0	0	-	7	11 1
ASU	0	2	1	2	1	4	0	1	x	-	11	12 3

W: Thurmond (3-0); L: Palm (0-1); S: Schroyer (5)

HR: Larish (10), Harter (2)

Time: 2:53 Attendance: 2,404 Record: 24-1

HIGHLIGHTS: Jeff Larish hit his 10th home run of the season and Ryan Schroyer struck out three in 1.1 IP to nail down ASU's 15th straight win in a 11-7 victory over Penn State. The win improved ASU to 24-1, setting the ASU record for best start to the season. Dustin Pedroia was 2-for-5 with a pair of RBI and Larish was 2-for-3 with a triple and a three-run home run. Senior Ben Thurmond improved to 3-0 with five solid innings in which he scattered three hits and gave up only one earned run. Schroyer notched his fifth save.

GAME 26

#3 SUN DEVILS 10, CS Northridge 2

March 6, 2003 at Packard Stadium

	<u>1</u>	<u>2</u>	<u>3</u>	<u>4</u>	<u>5</u>	<u>6</u>	<u>7</u>	<u>8</u>	<u>9</u>		<u>R</u>	<u>H</u>	<u>E</u>
CSUN	0	0	0	1	0	0	1	0	0	-	2	8	5
ASU	3	1	1	1	1	0	1	2	x	-	10	15	1

W: Averill (5-0); L: Rosales (1-3); S: None

HR: Simpson (3)

Time: 3:04 Attendance: 2,214 Record: 25-1

HIGHLIGHTS: Shortstop Dustin Pedroia tied a career high with four hits and added three doubles to help lead ASU to a 10-2 win over Cal State Northridge. Winning their 16th straight game, ASU also scored in double-digits for the eighth straight contest. Pedroia's three doubles increased his Pac-10 leading total to 15 on the year and he now has 17 multi-hit games. Hot-hitting first baseman Jeff Larish was 2-for-4 with one RBI and a triple and sophomore catcher Joel Bocchi was 2-for-4 with two RBI. Freshman left-handed pitcher Erik Averill improved to 5-0 on the year with six solid innings. Averill scattered seven hits and struck out five. Javy Lopez and Robbie McClellan sealed the win with three shutout innings out of the bullpen.

GAME 27

#3 SUN DEVILS 19, Southern Utah 0

March 7, 2003 at Packard Stadium

	<u>1</u>	<u>2</u>	<u>3</u>	<u>4</u>	<u>5</u>	<u>6</u>	<u>7</u>		<u>R</u>	<u>H</u>	<u>E</u>
SUU	0	0	0	0	0	0	0	-	0	5	2
ASU	0	1	1	3	6	8	x	-	19	21	0

W: Sopko (3-0); L: Shepherd (0-2); S: None

HR: Buck (2)

Time: 2:48 Attendance: 2,632 Record: 26-1

HIGHLIGHTS: Freshman Travis Buck went 5-for-5 with seven RBI and hit for the cycle in ASU's most decisive win of the year with a 19-0 victory over Southern Utah. Buck capped his cycle by hitting a grand slam home run as part of ASU's eight-run sixth inning. Mark Sopko picked up the win to improve to 3-0 and four other Sun Devils recorded multi-hit games. Shortstop Dustin Pedroia was 3-for-4 for his 18th multi-hit game of the year, including hitting his 16th double of the year. Steve Garabrants and Frank Mesa each tabbed three hits in the victory.

GAME 28

#3 SUN DEVILS 6, Utah 4

March 8, 2003 at Packard Stadium

	<u>1</u>	<u>2</u>	<u>3</u>	<u>4</u>	<u>5</u>	<u>6</u>	<u>7</u>	<u>8</u>	<u>9</u>		<u>R</u>	<u>H</u>	<u>E</u>
UTAH	0	0	3	1	0	0	0	0	0	-	4	7	0
ASU	0	0	0	0	4	0	0	2	x	-	6	8	0

W: Vaughan (4-1); L: Price (2-1); S: Schroyer (6)

HR: Jordinson (4)

Time: 3:02 Attendance: 2,927 Record: 27-1

HIGHLIGHTS: Steve Garabrants drilled a two-strike, two-out double in the bottom of the eighth inning to score senior Dennis Wyrick with the game-winning run in ASU's 6-4 victory over Utah. ASU trailed 4-0 heading into the fifth, but scored four in the frame and then scored two in the eighth to win its 18th consecutive victory. Garabrants finished with two doubles. Wyrick scored the winning run after reaching on a two-out bunt single to second base. Starter Ben Thurmond struck out a season-high eight and was relieved by Beau Vaughan who gave up only one hit and struck out five in 4.1 IP. Junior closer Ryan Schroyer struck out the side in the ninth inning to record his sixth save of the year. Dustin Pedroia also hit his 17th double of the season to lead off the first inning.

GAME 29

#3 SUN DEVILS 12, CS Northridge 2

March 9, 2003 at Packard Stadium

	<u>1</u>	<u>2</u>	<u>3</u>	<u>4</u>	<u>5</u>	<u>6</u>	<u>7</u>	<u>8</u>	<u>9</u>		<u>R</u>	<u>H</u>	<u>E</u>
CSUN	0	0	2	0	0	0	0	0	0	-	2	8	4
ASU	2	0	1	3	3	0	3	0	x	-	12	15	2

W: Liebeck (5-0); L: Jean (0-1); S: None

HR: Larish (11), West (8)

Time: 3:16 Attendance: 3,389 Record: 28-1

HIGHLIGHTS: Jeff Larish went 2-for-4 with four RBI and hit his 11th home run of the year as the Sun Devils won their 19th straight game. Senior Dennis Wyrick was 3-for-3 while starting at third base and scored two runs. Dustin Pedroia tabbed his 19th multi-hit game and added his 18th double of the year. Senior Jered Liebeck improved to 5-0 with five strong innings before giving way to the bullpen.

GAME 30

#30 Oklahoma 6, #1 SUN DEVILS 5

March 14, 2003 at Packard Stadium

	1	2	3	4	5	6	7	8	9	R	H	E
OU	0	0	1	2	0	0	2	0	1	-	6	9 2
ASU	0	0	0	2	0	0	2	1	0	-	5	11 3

W: McAuliff (1-0); L: Sopko (3-1); S: None

HR: West (9), Allen (4), Wyman (4), Yaconetti (6)

Time: 3:19 Attendance: 4,155 Record: 28-2

HIGHLIGHTS: The Sun Devils trailed early by three runs, but battled back to tie the game at 5-5 in the eighth inning on a pinch-hit single by junior Nick Walsh. Oklahoma then rallied in the top of the ninth and scored the winning run when Reggie Willits crossed the play on a controversial call after a fielder's choice by Gilbert native Jay Yaconetti. ASU got two-run home runs from Jeremy West and Rod Allen, but it wasn't enough as ASU had its 21-game Packard Stadium winning streak and 19-game overall streak come to an end. Mark Sopko took the loss to fall to 3-1 giving up one run and one hit in 0.2 innings. West was 3-for-5 and sophomore third baseman Frank Mesa was 2-for-4 for ASU's only other multi-hit performance.

GAME 31

#1 SUN DEVILS 10, #30 Oklahoma 3

March 15, 2003 at Packard Stadium

	<u>1</u>	<u>2</u>	<u>3</u>	<u>4</u>	<u>5</u>	<u>6</u>	<u>7</u>	<u>8</u>	<u>9</u>		<u>R</u>	<u>H</u>	<u>E</u>
OU	0	0	1	0	1	0	1	0	0	-	3	11	1
ASU	0	0	0	4	1	2	1	2	x	-	10	15	0

W: Liebeck (6-0); L: Blair (2-2); S: None

HR: Yaconetti (7)

Time: 3:22 Attendance: 3,806 Record: 29-2

HIGHLIGHTS: Arizona State scored in each of the last five innings and recorded a season-high seven doubles en route to a 10-3 win over No. 30 Oklahoma. Marking the mid-point of the 2003 season, ASU scored in double-digits for the 18th time and out-hit the Sooners 15-11. Despite leaving 14 runners on base, ASU played strong down the stretch with five players recording multi-hit games. Playing without player of the year candidate Jeff Larish (back spasms), backup first baseman Mike Guerrero responded going 3-for-6 with three doubles and two RBI. Junior left fielder Rod Allen also had three hits to raise his season average over .300 and sophomore shortstop Dustin Pedroia recorded his 20th multi-hit game by going 2-for-4 with two RBI. Senior RHP Jered Liebeck remained perfect at 6-0.

GAME 32

#1 SUN DEVILS 10, #30 Oklahoma 2

March 16, 2003 at Packard Stadium

	<u>1</u>	<u>2</u>	<u>3</u>	<u>4</u>	<u>5</u>	<u>6</u>	<u>7</u>	<u>8</u>	<u>9</u>		<u>R</u>	<u>H</u>	<u>E</u>
OU	0	0	1	0	0	0	1	0	0	-	2	7	1
ASU	4	1	5	0	0	0	0	0	x	-	10	10	3

W: Averill (6-0); L: Purcey (0-1); S: None

HR: Wyman (5)

Time: 2:29 Attendance: 2,900 Record: 30-2

HIGHLIGHTS: The Devils recorded their 30th win of the year by scoring in double-digits for the second straight game against the No. 30 Sooners. ASU led off the game with consecutive doubles from Dustin Pedroia, Dennis Wyrick and Mike Guerrero to build an early 4-0 lead after the first inning. The Sun Devils added six more runs in the next two innings and cruised to the 10-2 victory. Freshman lefty Erik Averill picked up the win to improve to 6-0 and Pedroia recorded his 21st multi-hit game and had two more doubles to bring his season total to 21. Andre Ethier was also 2-for-4 in the victory.

GAME 33

#1 SUN DEVILS 9, #29 Wichita State 2

March 18, 2003 at Packard Stadium

	<u>1</u>	<u>2</u>	<u>3</u>	<u>4</u>	<u>5</u>	<u>6</u>	<u>7</u>	<u>8</u>	<u>9</u>		<u>R</u>	<u>H</u>	<u>E</u>
WSU	0	0	0	0	0	0	0	1	1	-	2	8	1
ASU	0	0	3	2	0	1	0	3	x	-	9	12	1

W: Vaughan (5-1); L: Uhlmansiek (3-1); S: None

HR: None

Time: 3:24 Attendance: 3,099 Record: 31-2

HIGHLIGHTS: Senior third baseman Dennis Wyrick continued his hot hitting with three hits and senior relief pitcher Beau Vaughan struck out seven in four innings to lead the Devils to a 9-2 win over Wichita State. ASU scored first with three runs in the third inning, with two runs scoring on a double by junior Mike Guerrero. Jeremy West and Travis Buck also added two-run doubles as the Devils won their 22nd game in the last 23 contests. Sophomore shortstop Dustin Pedroia was 1-for-2 with three runs scored and set a career high with three walks. Wyrick, who extended his hitting streak to a season-high seven games, also set a career high with two stolen bases.

GAME 34

#29 Wichita State 6, #1 SUN DEVILS 3

March 19, 2003 at Packard Stadium

	1	2	3	4	5	6	7	8	9	R	H	E
WSU	4	0	0	0	0	0	2	0	0	-	6	8 0
ASU	0	0	0	1	0	0	0	1	1	-	3	9 1

W: Sanders (3-0); L: Beatty (0-1); S: Dennison (4)

HR: Moffitt (5)

Time: 2:46 Attendance: 2,417 Record: 31-3

HIGHLIGHTS: Wichita State scored four runs in the first inning off freshman starter Chris Beatty and cruised to a 6-3 win to hand ASU only its third loss of the year. Third baseman Cody Clark provided all the runs the Shockers would need with a bases loaded triple in the first inning. Beatty took the loss giving up four runs and three hits in his first career start. Relievers Bryce Kartler and Mark Sopko combined for seven shutout innings out of the bullpen. Dustin Pedroia added his 22nd multi-hit game of the year in ASU's last non-conference game before entering Pac-10 play vs. Stanford over the week-end. Travis Buck and Andre Ethier also had two hits in the loss.

GAME 35

#1 SUN DEVILS 7, #6 Stanford 6 (11)

March 22, 2003 at Packard Stadium

	1	2	3	4	5	6	7	8	9	10	11	R	H	E
STAN	0	0	0	0	2	3	0	1	0	0	0	-	6	13 3
ASU	0	0	0	0	0	3	2	1	0	0	1	-	7	11 2

W: Schroyer (4-0); L: Manship (0-2); S: None

HR: None

Time: 4:12 Attendance: 4,019 Record: 32-3

HIGHLIGHTS: Dennis Wyrick singled with two outs in the bottom of the 11th inning to give the No. 1 Sun Devils a 7-6 come-from-behind win over the No. 6 Stanford Cardinal. Wyrick finished the game 3-for-6 with three RBI as ASU erased an early 5-0 deficit to improve to 32-3 overall. Travis Buck also had three hits and two RBI and drove home the tying run in the bottom of the eighth when he legged out an infield single. Junior closer Ryan Schroyer worked three scoreless innings giving up just one hit to record his fourth win of the year and maintain his 0.00 ERA in 20.1 innings this year.

GAME 36

#6 Stanford 9, #1 SUN DEVILS 8 (10)

March 23, 2003 at Packard Stadium

	1	2	3	4	5	6	7	8	9	10	R	H	E
STAN	2	3	0	1	0	0	2	0	0	1	-	9	13 1
ASU	0	0	0	1	0	0	0	4	3	0	-	8	14 3

W: O'Hagan (2-1); L: Schroyer (4-1) S: Quick (2)

HR: Ethier (2), Garabrants (5)

Time: 3:31 Attendance: 3,483 Record: 32-4

HIGHLIGHTS: Arizona State rallied from an 8-1 deficit after seven innings to tie the game by scoring seven runs in the eighth and ninth innings. After scoring four in the eighth, Andre Ethier hit a three-run home run with two outs in the bottom of the ninth to push the game into extra innings for the second straight day. After Stanford scored a run on a Sam Fuld single in the top of the 10th, ASU loaded the bases with one out and could not push home the tying or winning runs. Dennis Wyrick, Dustin Pedroia, Jeremy West and Ethier each recorded three hits in the loss to fall to 32-4 overall and 1-1 in Pac-10 play.



Sun Devil Baseball 2003

Game-by-Game Capsules:

GAME 37

#7 Stanford 4, #2 SUN DEVILS 3

March 24, 2003 at Packard Stadium

	1	2	3	4	5	6	7	8	9	R	H	E
STAN	0	0	1	0	0	1	2	0	-	4	13	0
ASU	0	0	0	1	1	0	0	0	-	2	5	1

W: Romanczuk (6-0); L: Sopko (3-2); S: None

HR: None

Time: 2:43 Attendance: 3,397 Record: 32-5

HIGHLIGHTS: Stanford senior catcher Ryan Garko went 4-for-4 including a two-run home run to break a 2-2 tie in the top of the eighth inning. The home run sparked the No. 7 Cardinal to a 4-2 victory over the No. 2 Arizona State Sun Devils. Cardinal freshman starter Mark Romanczuk threw a complete-game five hitter limiting the Sun Devils to a season low in hits. Sam Fuld was also 4-for-5 with a pair of triples to lead Stanford to the 2-1 series win. ASU starter Ben Thurmond had a solid outing in his longest start of the year (6.2 IP) and stuck out five. Limited to only five hits, no player had more than one and Dustin Pedroia tabbed his 23rd double of the year. ASU finished its eight game stretch in 11 days by going 4-4 after starting the year 28-1.

GAME 38

#2 SUN DEVILS 11, USC 4

March 28, 2003 at Dedeaux Field

	1	2	3	4	5	6	7	8	9	R	H	E
ASU	0	2	0	3	2	3	1	0	0	-	11	17
USC	0	2	1	0	1	0	0	0	0	-	4	9

W: Bordes (1-0); L: Paschal (2-4); S: None

HR: None

Time: 4:00 Attendance: 600 Record: 33-5

HIGHLIGHTS: Arizona State ended its brief two-game losing streak by pounding out 17 hits en route to a 11-4 series opening win over USC at Dedeaux Field. Despite leaving a season-high 17 runners on base, the Sun Devils easily handled the Trojans to improve to 33-5 overall. Dennis Wyrick ended an 0-for-16 slump against USC by going 3-for-6 and tied a career high with three RBI. Dustin Pedroia, Jeff Larish, Andre Ethier, Frank Mesa, Travis Buck and Tuffy Gosewisch also each recorded two hits in the victory. Starting pitcher Beau Vaughan took the no decision giving up eight hits and four runs in 4.2 innings before freshman lefty Brett Bordes inherited a bases loaded jam and did not give up a run to pick up his first collegiate victory. Sun Devils batters totaled 14 walks in the win.

GAME 39

USC 6, #3 SUN DEVILS 5

March 29, 2003 at Dedeaux Field

	1	2	3	4	5	6	7	8	9	R	H	E
ASU	0	1	0	2	0	0	2	0	0	-	5	10
USC	1	0	0	0	1	3	0	0	1	-	6	11

W: Dizard (3-2); L: Schroyer (4-2); S: None

HR: Moon (3), S. Gordon (1)

Time: 3:21 Attendance: 890 Record: 33-6

HIGHLIGHTS: USC second baseman Jon Brewster hit a bases loaded single with two outs and the bases loaded in the bottom of the ninth inning to give USC an upset 6-5 victory over the Sun Devils. ASU left 12 runners on base in the game and stranded the bases loaded in the seventh and eighth innings when the game was tied at 5-5. Junior closer Ryan Schroyer took the loss giving up three hits and one run in two and a third innings of work. Dustin Pedroia and Travis Buck each recorded three hits in the loss.

GAME 40

#3 SUN DEVILS 7, USC 5

March 30, 2003 at Dedeaux Field

	1	2	3	4	5	6	7	8	9	R	H	E
ASU	0	0	0	0	1	2	0	2	2	-	7	14
USC	0	0	0	0	1	1	1	1	1	-	5	12

W: Arguello (1-0); L: Butler (0-3); S: Schroyer (7)

HR: Larish (12), Guerrero (2), Lunetta (5), Bonovich (2)

Time: 3:43 Attendance: 1,157 Record: 34-6

HIGHLIGHTS: ASU scored four runs in the last two innings and held off a furious ninth inning rally to defeat the USC Trojans 7-5 to win the Pac-10 series two games to one. Ryan Schroyer picked up his seventh save of the year and Carlos Arguello recorded the win. Schroyer also singled in his first at-bat as a Sun Devil and scored a run in the ninth innings. Jeff Larish and Mike Guerrero hit back-to-back home runs in the sixth inning.

GAME 41

New Mexico 11, #3/7 SUN DEVILS 7

April 2, 2003 at Packard Stadium

	1	2	3	4	5	6	7	8	9	R	H	E
UNM	4	0	1	4	0	0	0	0	2	-	11	12
ASU	2	0	1	2	0	0	2	0	0	-	7	8

W: Soto (3-0); L: Vaughan (5-2); S: Salas (1)

HR: Larish (13), Pedroia (3), Salas (10)

Time: 3:08 Attendance: 1,919 Record: 34-7

HIGHLIGHTS: Arizona State gave up four runs in the first inning and couldn't recover as the visiting New Mexico Lobos upset Arizona State 11-7 at Packard Stadium. Designated hitter Joe Salas went 2-for-5 with three RBI and also pitched two scoreless innings to record his first save of the year. Dustin Pedroia and Jeff Larish each hit home runs for Arizona State.

GAME 42

#4 SUN DEVILS 10, Grand Canyon 2

April 7, 2003 at Packard Stadium

	1	2	3	4	5	6	7	8	9	R	H	E
GCU	0	1	0	0	0	0	0	0	1	-	2	5
ASU	1	5	0	0	0	0	4	0	x	-	10	16

W: McClellan (5-0); L: Newark (0-3); S: None

HR: Garraabrants (6), Kaats (8)

Time: 3:01 Attendance: 2,020 Record: 35-7

HIGHLIGHTS: Sophomore catcher Tuffy Gosewisch led a 16-hit attack by going 3-for-3 with two RBI as the No. 4 Arizona State Sun Devils handed local rival Grand Canyon a 10-2 defeat in non-conference college baseball action Monday night at Packard Stadium. Celebrating the eighth anniversary of ASU's NCAA record consecutive games scoring streak, the Devils wasted little time scoring in their 475th straight game. A season-high eight pitchers combined to limit the Antelopes to only five hits and two runs. Senior starter Robbie McClellan (Liberal, Kan.) picked up the win to improve to 5-0 behind a stellar five-inning, seven-strikeout performance. Dustin Pedroia went 2-for-5 for his 27th multi-hit game of the year and extended his hitting streak to 12 games. Jeff Larish was also 2-for-5 with one RBI.

GAME 43

#4 SUN DEVILS 11, California 3

April 11, 2003 at Evans Diamond

	1	2	3	4	5	6	7	8	9	R	H	E
ASU	2	1	0	0	7	0	0	0	1	-	11	17
CAL	0	0	0	0	1	1	0	0	1	-	3	11

W: Averill (7-0); L: Brown (2-5); S: None

HR: Allen (5), Bosch (3), Conley (4)

Time: 3:07 Attendance: 409 Record: 36-7

HIGHLIGHTS: Rod Allen hit a pinch-hit grand slam home run as part of a seven-run fourth inning and freshman starter Erik Averill pitched seven strong innings as the No. 4 Arizona State Sun Devils opened a three-game Pac-10 series with an 11-3 win over California. Averill scattered 10 hits and two runs to pick up his Pac-10 leading seventh win of the year. Ryan Bosch had a nice homecoming going 2-for-4 with two runs scored and two RBI, including hitting an opposite field home run as part of the seven-run fourth frame. Five Devils recorded multi-hit games, with sophomore first baseman Jeff Larish and junior right fielder Andre Ethier each tabbing three a piece. Leadoff hitter Dustin Pedroia notched his 28th multi-hit game of the year going 2-for-4.

GAME 44

#4 SUN DEVILS 6, California 0

April 13, 2003 at Evans Diamond (Game 1)

	1	2	3	4	5	6	7	8	9	R	H	E
ASU	0	5	0	0	0	1	0	0	0	-	6	8
CAL	0	0	0	0	0	0	0	0	0	-	0	5

W: Vaughan (6-2); L: Montalbo (3-3); S: None

HR: None

Time: 2:55 Attendance: 267 Record: 37-7

HIGHLIGHTS: Nick Walsh was 3-for-3 and reached base in all five at-bats to help lead the Devils to a 6-0 win in the first game of a doubleheader. Reliever Beau Vaughan threw six scoreless innings to pick up his sixth win of the year. Vaughan and starter Ben Thurmond combined to allow only five hits in the victory.

GAME 45

#4 SUN DEVILS 10, California 1

April 13, 2003 at Evans Diamond (Game 2)

	1	2	3	4	5	6	7	8	9	R	H	E
ASU	0	5	0	2	0	1	2	0	0	-	10	8
CAL	0	0	0	0	0	0	1	0	0	-	1	10

W: Liebeck (7-0); L: Crist (2-2); S: None

HR: None

Time: 2:57 Attendance: 219 Record: 38-7

HIGHLIGHTS: Nick Walsh had three more hits and senior starting pitcher Jared Liebeck gave up four hits in six shutout innings as the Sun Devils completed a series and doubleheader sweep of the California Golden Bears with a 10-1 victory. ASU surpassed its entire win total from 2001 (37-20-1) and 2002 (37-21) by improving to 38-7 and moved into second place in the Pac-10 with a 6-3 record. Liebeck improved to 7-0 on the year scattering four hits in six shutout innings.

GAME 46

UCLA 9, #4 SUN DEVILS 8

April 17, 2003 at Packard Stadium

	1	2	3	4	5	6	7	8	9	R	H	E
UCLA	0	3	2	0	0	2	0	0	2	-	9	11
ASU	4	0	2	0	1	0	0	0	1	-	8	12

W: Beck (1-1); L: Vaughan (6-3); S: None

HR: Whisler (5), McCarthy (6), Gosewisch (1)

Time: 3:02 Attendance: 2,227 Record: 38-8

HIGHLIGHTS: ASU hit into an inning-ending 8-5-4 double play with the bases loaded in the bottom of the eighth inning to keep the game knotted at 7-7. The play proved key as UCLA rallied for two runs in the top of the ninth and held off an ASU rally to gain a 9-8 win in the series opener. Travis Buck hit a fly ball to shallow center field that UCLA's Matt Thayer appeared to make a sliding catch on. But the umpire used a weak signal to say no catch was made and runners were forced out at third and second base to keep the game tied at 7-7. ASU's Beau Vaughan took the loss to fall to 6-3 despite striking out 10 in 5.1 IP. Andre Ethier led the Devils tying a career high with four hits. Tuffy Gosewisch blasted his first career home run with a two-run shot in the sixth.

GAME 47

UCLA 8, #4 SUN DEVILS 7 (13 innings)

April 18, 2003 at Packard Stadium

	1	2	3	4	5	6	7	8	9	10	11	12	13	R	H	E
UCLA	0	0	2	2	0	0	1	0	0	1	0	2	-	8	13	1
ASU	0	0	0	3	1	0	0	1	0	0	1	0	1	-	7	15

W: Silva (5-0); L: Bordes (1-1); S: Johnson (2)

HR: Griffin (7), Susdorf (7), Ethier (3)

Time: 4:25 Attendance: 2,678 Record: 38-9

HIGHLIGHTS: UCLA's Billy Susdorf recorded a two-out, two-strike double to score two runs in the top of the 13th inning to help lift the Bruins to an 8-7 victory over ASU. The Devils tied the game in the eighth on a triple by Nick Walsh and had two chances to win the game before extending into extra innings. Susdorf also had a solo home run in the top of the 11th, but ASU's Andre Ethier drilled a solo homer in the bottom half of the frame to continue the game. The Devils left 17 runners on base in the game to tie a season high and hit into four double plays. Jared Liebeck (3.1 IP, 3 H, 1 R, 6 K's) and Ryan Schroyer (4.2 IP, 3 H, 1 R, 5 K's) were phenomenal out of the bullpen to keep ASU in the game. Frank Mesa (3x4) and Mike Guerrero (3x7) led the Sun Devils at the plate. Dustin Pedroia drilled his 28th double.

GAME 48

#4 SUN DEVILS 17, UCLA 1

April 19, 2003 at Packard Stadium

	1	2	3	4	5	6	7	8	9	R	H	E
UCLA	0	0	0	0	0	1	0	0	0	-	1	5
ASU	3	1	4	0	1	0	4	4	x	-	17	21

W: Thurmond (4-0); L: Janssen (3-5); S: None

HR: Griffin (8), Larish (14), Ethier (4), Buck (3)

Time: 2:46 Attendance: 2,699 Record: 39-9

HIGHLIGHTS: The Sun Devils salvaged the series by taking the final 17-1 and recording 20 or more hits for the second time in 2003. Ben Thurmond gave up one run in seven innings and Dustin Pedroia and Jeremy West each recorded four hits. Andre Ethier, Travis Buck and Jeff Larish each hit home runs. Larish set the ASU single-season record with his fourth grand slam.



Sun Devil Baseball 2003

Game-by-Game Capsules:

GAME 49

#5 SUN DEVILS 21, Washington State 0

April 25, 2003 at Packard Stadium

	1	2	3	4	5	6	7	8	9	R	H	E
WSU	0	0	0	0	0	0	0	0	0	-	6	2
ASU	0	1	0	1	2	12	1	4	x	-	21	21

W: Vaughan (7-3); L: MacKenzie (3-4); S: None

HR: Larish (15), West (10), Bosch (4)

Time: 3:14 Attendance: 2,336 Record: 40-9

HIGHLIGHTS: For the second straight game the Sun Devils pounded out 21 hits and Beau Vaughan, Robbie McClellan and Javy Lopez combined for ASU's seventh shutout of the year blanking Washington State 21-0. The Devils lead 4-0 after five innings before exploding for 12 runs in the bottom of the sixth inning. Jeremy West hit his 10th homer of the year extending his streak of four consecutive games vs. the Cougars with a home run. Jeff Larish also hit his 15th homer of the year going 2-for-3 with four RBI and three walks. Dustin Pedroia notched his 30th multi-hit game of the year and Steve Garabrants went 3-for-5 with three RBI and three runs scored. Vaughan improved to 7-3 on the year and 3-1 as a starter striking out eight and allowing only three hits in six innings.

GAME 50

#5 SUN DEVILS 5, Washington State 3

April 26, 2003 at Packard Stadium

	1	2	3	4	5	6	7	8	9	10	R	H	E
WSU	0	0	0	0	0	0	1	0	2	0	-	3	5
ASU	1	0	2	0	0	0	0	0	0	2	-	5	10

W: Arguello (2-0); L: Alwert (1-3); S: None

HR: Jacobsen (1), West (11)

Time: 2:56 Attendance: 2,487 Record: 41-9

HIGHLIGHTS: Jeremy West hit a two-run walk-off home run in the bottom of the 10th inning to lift the No. 5 Arizona State Sun Devils to a thrilling 5-3 victory over the Washington State Cougars. ASU led nearly the entire game carrying a 3-1 victory into the ninth inning until closer Ryan Schroyer blew a save opportunity giving up a two-out, two-run double to pinch-hitter Wes Falkenberg to tie the game at 3-3. After a two-out error by eventual losing pitcher Garrett Alwert, West notched his 11th homer of the season and 30th of his career to give the Devils their third straight victory. Starter Jered Liebeck gave up only three hits and one run in seven innings, but had his bid for his eighth win of the year spoiled with the Cougar heroics in the ninth. Jeff Larish extended his hitting streak to a career-high 11 games and Travis Buck and Andre Ethier each had two hits in the victory.

GAME 51

#5 SUN DEVILS 25, Washington State 0

April 27, 2003 at Packard Stadium

	1	2	3	4	5	6	7	8	9	R	H	E
WSU	0	0	0	0	0	0	0	0	0	-	0	3
ASU	10	6	1	0	2	1	0	5	x	-	25	24

W: Thurmond (5-0); L: Banaszak (2-8); S: None

HR: West 3 (14), Ethier (5)

Time: 2:56 Attendance: 2,057 Record: 42-9

HIGHLIGHTS: Junior first baseman Jeremy West went 5-for-7 and tied a pair of ASU single game records with three home runs and nine RBI to lead the No. 5 Arizona State Sun Devils to a commanding 25-0 victory over the Washington State Cougars Sunday afternoon in Pac-10 Baseball action at Packard Stadium. West also tied for second with 14 total bases and homered for the third straight game to give him 14 on the year. Nick Walsh was also 6-for-6 with seven RBI and five runs scored. Walsh recorded six run-scoring hits and was one off the ASU single-game records for doubles (3), runs (5) and hits (6). Ben Thurmond improved to 5-0 picking up the win throwing four scoreless innings before giving way to five ASU relievers who each tossed an inning of scoreless ball. The win was ASU's ninth most lopsided in school history and led to the fourth highest run total in a three-game Pac-10 series scoring 51 runs in the series vs. the Cougars. ASU started the scoring with 10 runs in the first inning to chase WSU senior starter Tony Banaszak and added six more runs in the second to take a commanding 16-0 lead after two at-bats. Sophomore shortstop Dustin Pedroia added three more hits for his 31st multi-hit game of the year.

GAME 52

#4 SUN DEVILS 9, Oklahoma 4

April 30, 2003 at Oklahoma City

	1	2	3	4	5	6	7	8	9	R	H	E
ASU	0	0	1	0	1	0	6	0	1	-	9	9
OKLA	1	0	1	0	0	0	2	0	0	-	4	11

W: Vaughan (8-3); L: Purcey (1-3); S: None

HR: Allen (6)

Time: 2:57 Attendance: 2,118 Record: 43-9

HIGHLIGHTS: Rod Allen hit a pinch-hit grand slam home run as part of a deciding six-run seventh inning as the No. 4 Sun Devils defeated the Oklahoma Sooners 9-4 at SBC Bricktown Ballpark in Oklahoma City. Allen's pinch-hit grand slam, his second of the year, was ASU's 12th grand slam in 2003 tying the NCAA record set by Oklahoma State in 1996. Allen's big hit highlighted the six-run seventh inning that broke a 2-2 tie. Sophomore shortstop Dustin Pedroia plated ASU's first three runs and tied a career high with the three RBI. Junior second baseman Steve Garabrants was 2-for-4 as ASU's only player with a multi-hit game and stole two more bases to increase his team lead in that category to 21.

GAME 53

#3 SUN DEVILS 11, UC Irvine 1

May 6, 2003 at Packard Stadium

	1	2	3	4	5	6	7	8	9	R	H	E
UCI	0	0	0	0	0	0	1	0	0	-	1	6
ASU	2	1	1	0	0	2	3	2	x	-	11	12

W: Thurmond (6-0); L: Krise (3-2); S: None

HR: West 2 (15, 15), Garabrants (7)

Time: 3:05 Attendance: 1,714 Record: 44-9

HIGHLIGHTS: Jeremy West went 2-for-4 with four RBI and blasted two more home runs as the No. 3 Arizona State Sun Devils defeated UC Irvine 11-1 in their final non-conference game of the year Tuesday night at Packard Stadium. The Devils picked up their sixth straight win to improve to 44-9 overall and have now won 10 of their last 12 games. ASU finished the non-conference portion of its schedule with an impressive 34-4 record. Ben Thurmond picked up the victory behind three shutout innings to improve to 6-0 on the year. Scoring in double-digits for the 27th time this season, ASU out-hit the Anteaters 12-6 with West, shortstop Dustin Pedroia and first baseman Jeff Larish each recording multi-hit games. West continued his torrid hitting as of late recording his third multi-homer game of the year and now has seven home runs in his last five games.

GAME 54

#3 SUN DEVILS 14, Oregon State 4

May 12, 2003 at Corvallis, Ore.

	1	2	3	4	5	6	7	8	9	R	H	E
ASU	0	0	3	3	0	1	1	2	4	-	14	13
OSU	0	3	1	0	0	0	0	0	0	-	4	11

W: McClellan (6-0); L: Rowe (3-6); S: None

HR: Buck (4)

Time: 4:12 Attendance: 1,026 Record: 45-9

HIGHLIGHTS: Dustin Pedroia went 2-for-3 and hit his school-record tying 30th double of the year as the No. 3 Arizona State Sun Devils opened up a three-game Pac-10 series with Oregon State crushing the Beavers 14-4. Senior Robbie McClellan pitched well in relief picking up the win to improve to 6-0 on the year. While recording 10 or more runs for the 28th time this year and surpassing double-digits in hits for the 40th time, the Devils also recorded season highs in strikeouts (13) and stolen bases (5).

GAME 55

Oregon State 6, #3 SUN DEVILS 1

May 13, 2003 at Corvallis, Ore.

	1	2	3	4	5	6	7	8	9	R	H	E
ASU	1	0	0	0	0	0	0	0	0	-	1	9
OSU	1	0	2	0	0	3	0	0	x	-	6	6

W: Postlewait (4-0); L: Vaughan (8-4); S: None

HR: None

Time: 2:39 Attendance: 1,350 Record: 45-10

HIGHLIGHTS: Dustin Pedroia broke the single-season record with his 31st double of the year, but it was overshadowed by a complete-game pitching effort from Oregon State's Jake Postlewait as the Beavers stunned the third-ranked Sun Devils 6-1 Tuesday afternoon in Pac-10 Baseball action at Goss Stadium at Coleman Field. With the loss the Sun Devils had their seven-run winning streak come to an end to fall to 45-10 overall and 11-6 in conference play. The one run scored marked only the 13th time during ASU's NCAA record 488-game consecutive games scoring streak that they have been limited to one run.

GAME 56

#3 SUN DEVILS 12, Oregon State 7

May 14, 2003 at Corvallis, Ore.

	1	2	3	4	5	6	7	8	9	R	H	E
ASU	1	2	0	0	0	0	0	8	1	-	12	17
OSU	0	2	3	0	0	1	0	0	1	-	7	12

W: Schroyer (5-2); L: Pendley (1-3); S: None

HR: Gosewisch (2), Ellsbury, Kunda

Time: 3:53 Attendance: 986 Record: 46-10

HIGHLIGHTS: Down to their last six outs and trailing 6-3, ASU scored nine runs over their last two at-bats to rally for a come-from-behind 12-7 win over Oregon State to clinch the series victory. The eight-run eighth frame was fueled by six consecutive one-out hits, including a go-ahead two-run double by Steve Garabrants and a two-run home run by catcher Tuffy Gosewisch. Gosewisch finished the game 3-for-3 with three RBI, two doubles and added two walks to reach base in all five of his at-bats. Ryan Schroyer picked up the win on the mound giving up one run in 3.2 IP to improve to 5-2 on the year. Dustin Pedroia was 3-for-6 to go over 100 hits for the season and recorded his 35th multi-hit game of the year.

GAME 57

Washington 5, #3 SUN DEVILS 1

May 17, 2003 at Seattle, Wash.

	1	2	3	4	5	6	7	8	9	R	H	E
ASU	0	1	0	0	0	0	0	0	0	-	1	6
WASH	0	1	0	2	2	0	0	0	x	-	5	6

W: White (7-4); L: Averill (7-1); S: Baysinger (3)

HR: Wagner 2 (13)

Time: 2:38 Attendance: 544 Record: 46-11

HIGHLIGHTS: For the second time in the last three games the Sun Devils were limited to only one run. While tying the Huskies with six hits, Washington right fielder Mike Wagner belted a pair of home runs to lead the Huskies to a 5-1 victory. Tuffy Gosewisch knocked in ASU's only run with a two-out single in the top of the second to give ASU the early lead. Starter Erik Averill recorded his first collegiate loss, giving up five hits and five runs in five innings.

GAME 58

#3 SUN DEVILS 11, Washington 3

May 18, 2003 at Seattle, Wash.

	1	2	3	4	5	6	7	8	9	R	H	E
ASU	1	0	5	1	0	1	3	0	0	-	11	12
WASH	1	0	2	0	0	0	0	0	0	-	3	7

W: McClellan (7-0); L: Peterson (5-5); S: None

HR: Pedroia (4), Lillibridge (10), Wagner (14)

Time: 3:11 Attendance: 1,371 Record: 47-11

HIGHLIGHTS: Dustin Pedroia went 3-for-5 with a leadoff home run and scored a career-high four runs to help lead the Sun Devils to a 11-3 win over the Sun Devils. Recording their 47th win of the year, ASU improved to 9-2 on the year after a loss. After a lackluster starting pitching performance from senior Ben Thurmond (2.0 IP, 2 R, 4 H, 1 BB), senior reliever Robbie McClellan was solid giving up only one run and three hits in five innings to improve to 7-0 on the year. Freshman Brett Bordes sealed the win with two scoreless innings. Andre Ethier (13 games) and Jeremy West (14 games) each extended their career high hitting streaks in the victory.

GAME 59

Washington 6, #4 SUN DEVILS 4

May 19, 2003 at Seattle, Wash.

	1	2	3	4	5	6	7	8	9	R	H	E
ASU	0	2	0	0	0	2	0	0	0	-	4	16
WASH	0	0	0	4	1	1	0	0	x	-	6	9

W: Johnson, C. (6-3); L: Vaughan (8-5); S: Fenton (8)

HR: Ethier (6), Boudon 2 (20, 21), Lillibridge (11)

Time: 3:22 Attendance: 714 Record: 47-12

HIGHLIGHTS: Dustin Pedroia went 3-for-5 and set the Pac-10 single season record by hitting his 32nd double, but the Sun Devils dropped the series finale vs. the University of Washington 6-4. UW won the series 2-1, its first over ASU since the Pac-10 joined the North and South divisions in 1999. Chad Boudon hit two homers for the Huskies, setting the UW single-season record (20 and 21). The Devils out-hit Washington 16-9 and every starter recorded at least one hit, but ASU left 10 runners on base and hit into two double plays to end to end several scoring threats. The Devils had the tying run in scoring position when UW closer Will Fenton struck out Mike Guerrero (his third K of the game) to seal the UW win. Andre Ethier (14 games) and Jeremy West (15 games) each extended their personal best hitting streaks in the loss.



Sun Devil Baseball 2003

Game-by-Game Capsules:

GAME 60

#4 SUN DEVILS 5, #15 Arizona 2

May 23, 2003 at Packard Stadium

May 23, 2008 at Packerland Stadium

	<u>1</u>	<u>2</u>	<u>3</u>	<u>4</u>	<u>5</u>	<u>6</u>	<u>7</u>	<u>8</u>	<u>9</u>		<u>R</u>	<u>H</u>	<u>E</u>
ARIZ	0	0	1	0	0	1	0	0	0	-	2	6	0
ASU	0	0	0	0	1	1	0	3	x	-	5	11	1

W: Arguello (3-0); L: Gardner (9-2); S: Schroyer (8)

HR: None

Time: 2:41 Attendance: 3,541 Record: 48-12

HIGHLIGHTS: Dennis Wyrick came up with a clutch two-out, run-scoring single in the bottom of the eighth inning to break a 2-2 tie and lead the Devils to a 5-2 win over the Arizona Wildcats in the series opener of a three-game Pac-10 series. ASU moved one-game ahead of UA in the standings in second place in the league. Carlos Arguello got the win to improve to 3-0 on the year and Ryan Schroyer picked up his eighth save of the year with a scoreless ninth inning. After Wyrick's big single, catcher Tuffy Gosewisch drilled a two-run single to left field to plate two key insurance runs. Gosewisch (7 games), Andre Ethier (15 games) and Jeremy West (16) games all extended their respective career-high hitting streak in the win.

GAME 61

#4 SUN DEVILS 16, #15 Arizona 0

May 24, 2003 at Packard Stadium

	<u>1</u>	<u>2</u>	<u>3</u>	<u>4</u>	<u>5</u>	<u>6</u>	<u>7</u>	<u>8</u>	<u>9</u>		<u>R</u>	<u>H</u>	<u>E</u>
ARIZ	0	0	0	0	0	0	0	0	0	-	0	7	2
ASU	11	0	4	0	0	0	1	0	x	-	16	18	2

W: Averill (8-1); L: Rierson (9-2); S: None

HR: Ethier (7), Larish (16), Bosch (5)

Time: 2:34 Attendance: 4,184 Record: 49-12

HIGHLIGHTS: The Sun Devils scored 11 runs in the first inning sending 14 batters to the plate and never looked back in a 16-0 win over rival Arizona. The win for ASU clinched the series win over the Wildcats, maintaining a streak that has never seen ASU head coach Pat Murphy lose a season series to the Wildcats. ASU pounded out 18 hits and received solid starting pitching effort from freshman Erik Averill. Averill allowed only seven hits in seven scoreless innings to improve to 8-1 on the year. Andre Ethier had a big night going 3-for-5 with four RBI and fell only a single away from hitting for the elusive cycle. Jeff Larish and Ryan Bosch also had home runs in the victory as ASU notched its 49th win of the season.

GAME 62

#4 SUN DEVILS 15, #15 Arizona 2

May 25, 2003 at Packard Stadium

	<u>1</u>	<u>2</u>	<u>3</u>	<u>4</u>	<u>5</u>	<u>6</u>	<u>7</u>	<u>8</u>	<u>9</u>		<u>R</u>	<u>H</u>	<u>E</u>
ARIZ	0	0	1	0	1	0	0	0	0	-	2	9	0
ASU	0	2	2	0	2	4	5	0	x	-	15	12	0

W: Vaughan (9-5); L: Little (4-4); S: None

HR: Ethier 2 (8,9), West (17), Garraabrants (8)

Time: 3:10 Attendance: 3,225 Record: 50-12

HIGHLIGHTS: ASU put the finishing touches on a three-game series sweep of rival Arizona with a convincing 15-2 victory over the Wildcats. ASU dominated from the start leading 6-2 after five innings, before exploding for nine runs in the sixth and seventh innings. Jeremy West and Steve Garraabrants each hit grand slam home runs as ASU set the single-season NCAA record at 14. Andre Ethier also hit two home runs and his fourth in the last four games. ASU head coach Pat Murphy has never lost a season series to the Wildcats dating back to his arrival in 1995. Senior RHP Beau Vaughan picked up his ninth win of the year.

GAME 63

#4 SUN DEVILS 14, C. Conn. State 2

May 30, 2003 at Packard Stadium

	<u>1</u>	<u>2</u>	<u>3</u>	<u>4</u>	<u>5</u>	<u>6</u>	<u>7</u>	<u>8</u>	<u>9</u>		<u>R</u>	<u>H</u>	<u>E</u>
CCSU	0	1	0	0	1	0	0	0	0	-	2	10	4
ASU	2	3	3	0	1	1	4	0	x	-	14	16	1

W: Liebeck (8-0); L: Pappariella (7-4); S: Lopez (1)

HR: None

Time: 2:58 Attendance: 3,305 Record: 51-12

HIGHLIGHTS: The Sun Devils opened up the NCAA Tournament with a 14-2 win over Central Connecticut State. Andre Ethier went 3-for-4 with three RBI and Dustin Pedroia went 3-for-5 with his 33rd double of the year. Jered Liebeck improved to 8-0 on the year with two scoreless innings out of the bullpen. Junior RHP Javy Lopez picked up his first career save with three innings of shutout ball.

GAME 64

#4 SUN DEVILS 15, New Mexico State 0

May 31, 2003 at Tempe Diablo Stadium

	<u>1</u>	<u>2</u>	<u>3</u>	<u>4</u>	<u>5</u>	<u>6</u>	<u>7</u>	<u>8</u>	<u>9</u>		<u>R</u>	<u>H</u>	<u>E</u>
ASU	0	1	0	0	0	0	2	0	12	-	15	11	0
NMSU	0	0	0	0	0	0	0	0	0	-	0	4	1

W: Vaughan (10-5); L: Cameron (8-5); S: None

HR: None

Time: 3:33 Attendance: 2,410 Record: 52-12

HIGHLIGHTS: The Sun Devils scored 12 runs in the ninth inning to turn a pitcher's duel into a rout beating New Mexico State 15-0 in a winner's bracket game of the NCAA Regional held at Tempe Diablo Stadium. ASU led early 1-0 after a two-out, bloop double by Dennis Wyrick and added two more on a two-out, two-run single by Andre Ethier in the seventh. Senior RHP Beau Vaughan notched his 10th win of the year striking out eight in six and one-third scoreless innings. The ASU bullpen (McClellan, Karlter, Schroyer, Arguello) combined for two and two-thirds of no-hit baseball. Jeremy West finished 3-for-5 with three RBI to extend his hitting streak to 20 games. Ethier extended his streak to 19 games. The ASU pitching staff limited allowed a season-low four hits while notching their 10th shutout of the year to lower the staff ERA to 3.21.

GAME 65

#4 SUN DEVILS 16, #15 UNLV 1

June 1, 2003 at Tempe Diablo Stadium

	<u>1</u>	<u>2</u>	<u>3</u>	<u>4</u>	<u>5</u>	<u>6</u>	<u>7</u>	<u>8</u>	<u>9</u>		<u>R</u>	<u>H</u>	<u>E</u>
ASU	6	1	1	2	4	2	0	0	0	-	16	19	1
UNLV	0	0	0	0	0	0	0	0	1	-	1	7	1

W: Thurmond (7-0); L: Lesko (0-3); S: None

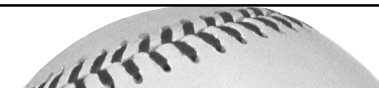
HR: Larish (17)

Time: 3:11 Attendance: 2,559 Record: 53-12

HIGHLIGHTS: Dustin Pedroia went 3-for-5 and Jeremy West added four hits to help lead the Arizona State Sun Devils to a 16-1 victory over the UNLV Rebels Sunday afternoon at Tempe Diablo Stadium to clinch the NCAA Regional Championship. Pedroia was named the regional most outstanding player going 8-for-16 in the three-game sweep for ASU. West and Andre Ethier each extended their personal best hitting streaks to 21 and 20 games respectively. Senior RHP Ben Thurmond threw five scoreless innings to improve to 7-0 on the year. ASU's pitching staff gave up only three runs in the regional and have a combined 1.00 ERA over the last six games.



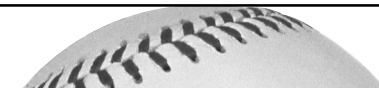
Sun Devil Baseball 2003 -- Game by Game Statistics



AB-R-H-RBI Breakdown for Arizona State (as of Jun 01, 2003)

Opponent	Date	#10 ALLEN	#19 BOCCHI	#31 BOSCH	#4 BUCK	#16 CADENA	#14 ETHIER	#9 GARRABRA	#39 GOSEWISC	#30 GUERRERO	#27 KARTLER	#11 LARISH	#32 MESA	#2 PEDROIA	#60 SCHOENBE	#20 WALSH	#8 WEST	#5 WYRICK
UHH	Jan 16	5-1-2-1	3-1-2-3	2-0-0-0	3-1-1-0	0-0-0-0	3-0-1-2	4-0-3-1	1-1-1-1	3-2-1-0	3-1-2-1	5-0-1-0	1-0-0-0	4-2-2-0	2-0-0-0
UHH	Jan 17	4-0-0-1	5-1-4-1	2-0-0-0	3-1-1-2	3-0-0-0	3-1-1-1	5-0-1-1	2-1-0-0	4-2-3-2	5-3-2-1	2-1-1-0
UHH	Jan 17	4-1-2-4	1-0-0-0	4-2-2-1	1-1-0-0	3-2-1-1	2-0-2-1	1-1-1-0	1-0-0-0	4-2-3-4	4-2-1-0	4-1-1-0	2-1-0-0	5-1-1-2
UHH	Jan 18	5-2-2-1	2-1-1-4	2-1-1-1	2-1-1-0	3-1-1-3	4-3-2-2	5-2-2-1	3-1-2-1	1-1-0-0	1-1-1-2	6-1-2-1	2-1-2-1	Def..	4-1-1-1	2-1-1-0
UHH	Jan 19	4-1-1-2	3-3-2-0	4-2-4-2	2-2-2-2	3-2-2-1	2-2-2-4	4-1-2-2	1-0-0-0	3-2-1-0	3-1-1-2
UHH	Jan 19	3-2-2-5	4-1-1-2	2-1-1-0	2-1-1-1	3-0-2-1	3-2-2-1	0-0-0-1	Def..	5-3-4-3	1-1-0-0	2-3-1-1	2-1-1-0	2-1-2-1	5-0-0-1	1-2-1-1	1-0-0-0
SDSU	Jan 24	1-1-0-1	2-0-0-0	Def..	4-1-3-1	3-0-0-0	3-0-1-0	Def..	1-0-0-1	4-0-1-0	2-0-0-0	5-2-2-3	1-1-1-0	4-0-0-1	1-1-1-0
SDSU	Jan 25	4-0-0-0	Def..	3-0-0-0	5-0-1-1	3-0-0-0	4-0-0-0	4-1-2-1	4-0-2-1	1-1-1-0	3-1-1-1	2-1-2-0
SDSU	Jan 26	5-1-1-2	1-1-0-0	2-1-0-1	2-2-1-0	1-0-0-0	3-5-1-1	6-3-2-4	1-1-1-1	3-1-1-2	4-3-3-9	0-1-0-1	6-1-2-0	1-0-0-0	1-1-1-1	4-3-0-0
LBSU	Jan 31	4-2-1-0	2-0-1-0	1-1-1-0	4-0-3-0	4-1-1-0	3-0-0-0	2-0-1-1	3-0-0-0	2-1-0-1	5-0-2-0	3-0-0-0	3-0-2-2
LBSU	Feb 01	3-0-0-1	4-0-2-1	4-0-1-0	4-0-0-0	2-1-1-0	4-0-0-0	3-1-2-1	3-0-0-0	4-1-1-0	1-0-0-0
LBSU	Feb 02	3-1-0-0	4-0-1-0	3-1-1-0	3-0-2-1	4-0-0-0	4-0-1-0	5-0-0-1	1-0-0-0	3-1-0-0	4-1-1-2
BYU	Feb 06	4-0-0-0	4-1-2-0	4-2-1-1	5-0-1-0	3-2-1-2	3-0-0-0	5-1-3-1	0-0-0-1	4-0-2-0	1-0-0-0	0-0-0-0	3-0-0-0
BYU	Feb 07	Def..	4-1-2-3	5-0-1-1	7-1-3-1	4-2-2-3	1-0-0-0	1-1-1-0	1-0-0-0	3-3-1-1	6-2-4-3	6-2-2-1	0-2-0-0	4-3-2-4
BYU	Feb 08	1-0-0-0	3-1-1-3	2-1-0-1	2-0-0-0	4-1-2-0	2-0-1-0	1-0-0-0	2-1-1-0	3-1-1-1	2-0-1-1	4-0-1-0	0-1-0-0	4-0-1-0
GU	Feb 14	Def..	4-2-1-1	2-0-1-1	2-1-0-0	5-0-2-1	4-2-2-1	0-0-0-0	4-1-2-2	4-1-1-1	3-1-0-0	4-0-2-1
OKST	Feb 15	3-0-2-2	3-1-1-0	4-1-2-1	5-1-2-0	4-1-1-0	2-1-0-1	3-0-0-1	4-1-1-2	3-1-0-0
OSU	Feb 16	4-1-1-3	2-0-0-0	4-0-1-0	4-2-2-1	3-1-1-3	3-0-1-0	2-1-0-1	4-3-3-1	1-0-0-0	2-0-0-0	2-1-1-0
GU	Feb 17	3-3-1-2	1-0-0-0	2-0-0-1	2-2-2-1	4-2-1-1	6-2-2-6	4-1-2-3	0-1-0-0	1-0-0-0	4-1-1-2	2-3-1-0	3-2-1-0	1-0-0-1	1-0-0-0	2-0-0-0
DAYTON	Feb 21	2-1-0-0	3-1-2-1	3-0-0-0	6-1-2-1	5-1-3-1	3-1-1-2	0-0-0-1	1-0-0-0	4-2-0-1	5-1-3-0	3-1-2-1	0-1-0-0	2-0-1-2	1-0-0-0
UND	Feb 22	3-1-0-1	4-1-1-1	4-0-0-0	5-1-1-0	3-2-0-0	Def..	1-0-0-0	Def..	3-2-2-4	2-3-1-0	5-1-2-2	0-1-0-1	4-4-3-6	Def..
UND	Feb 23	5-1-0-0	4-2-1-1	3-2-1-3	5-1-2-0	5-1-1-2	3-2-2-4	3-0-0-0	6-2-4-0	2-2-1-2	2-1-1-0
PSU	Feb 28	3-1-2-0	5-1-3-1	4-1-2-0	2-2-1-0	3-0-1-1	3-1-0-0	Def..	3-1-1-3	1-0-0-0	3-2-3-6	3-1-1-0	4-1-1-0	1-0-0-0	2-1-2-0	0-0-0-0
PSU	Mar 01	2-0-0-0	3-1-2-2	2-1-1-0	2-1-0-0	2-1-2-2	3-1-2-2	1-0-0-0	1-0-0-0	2-2-0-0	5-1-2-3	3-2-2-0	Def..	2-0-0-0	3-1-0-1	1-0-0-0
PSU	Mar 02	Def..	4-0-2-2	3-0-0-0	5-1-1-0	4-1-1-1	2-1-1-0	Def..	3-3-2-3	3-2-2-0	5-2-2-2	1-0-1-0	1-1-0-1
CSUN	Mar 06	1-0-1-0	4-0-2-2	2-1-0-1	4-0-0-0	4-0-0-0	3-1-2-1	1-0-1-1	4-3-2-1	2-1-1-0	5-2-4-1	4-1-1-2	3-1-1-0
SUU	Mar 07	5-2-2-2	2-1-0-0	5-3-5-7	4-2-2-1	3-2-3-3	1-1-0-0	1-1-1-0	4-0-1-1	4-3-3-1	4-2-3-2	1-1-0-0	3-0-1-0	1-1-1-1
UTAH	Mar 08	4-0-0-0	3-1-0-0	4-0-0-0	4-2-2-1	4-1-2-2	3-0-1-1	3-0-0-0	3-1-1-0	3-0-1-2	1-1-1-0
CSUN	Mar 09	1-0-0-0	3-2-1-3	3-2-1-0	4-2-1-1	3-0-1-1	2-0-0-0	1-0-0-0	4-1-2-4	1-1-1-0	5-1-2-0	1-0-0-0	2-0-1-0	2-1-2-2	3-2-3-0
OKLA	Mar 14	3-1-1-2	3-1-1-0	0-0-0-0	4-0-0-0	3-0-1-0	3-0-0-0	Def..	Def..	3-1-1-0	4-1-2-0	5-0-0-0	1-0-1-1	5-1-3-2
OKLA	Mar 15	5-1-3-2	2-1-0-0	3-1-1-0	Def..	5-0-2-1	4-1-1-1	6-1-3-2	4-1-2-2	1-1-1-0	1-1-0-0	6-2-2-2
OKLA	Mar 16	2-1-0-1	1-0-0-0	1-1-1-0	2-0-1-1	4-1-2-1	4-1-1-0	2-1-0-0	4-1-1-1	0-0-0-0	Def..	4-1-2-0	1-0-0-0	3-2-1-1	5-1-1-2
WICHITA	Mar 18	4-0-1-0	1-0-0-0	Def..	4-0-1-2	4-1-1-1	4-0-1-0	4-1-2-0	3-1-1-2	1-0-0-0	0-1-0-0	2-3-1-0	4-0-1-2	3-2-3-0
WICHITA	Mar 19	2-0-1-0	4-0-0-0	4-1-2-1	3-1-2-0	2-0-0-1	1-0-0-0	3-0-1-0	3-0-0-1	4-0-2-0	1-1-1-0	1-0-0-0	4-0-0-0
STAN	Mar 22	4-1-2-0	1-1-0-0	1-0-0-0	4-1-3-2	4-0-0-1	3-0-0-0	1-0-0-0	4-1-1-0	1-0-0-0	4-2-2-0	2-0-0-0	4-1-0-1	6-0-3-3
STAN	Mar 23	5-1-0-1	1-0-0-0	0-0-0-0	5-0-1-0	4-1-3-3	3-1-1-2	Def..	1-0-0-0	5-0-0-0	3-0-0-0	6-0-3-1	1-0-0-0	5-3-3-0	4-2-3-1
STAN	Mar 24	3-1-1-0	Def..	3-0-0-0	4-0-1-1	4-0-1-0	1-0-0-1	4-0-0-0	4-0-0-0	4-0-1-0	1-0-0-0	3-1-1-0
USC	Mar 28	2-0-0-1	6-1-1-0	4-2-2-1	4-1-2-1	4-3-2-0	1-0-1-0	4-1-2-2	5-0-2-1	5-2-2-0	6-1-3-3
USC	Mar 29	Def..	Def..	1-0-0-1	3-1-3-1	2-1-0-1	4-1-1-1	5-0-0-0	1-0-0-0	2-0-0-1	Def..	5-1-3-0	2-1-1-0	4-0-0-0	5-0-2-0
USC	Mar 30	3-0-0-0	3-0-1-0	Def..	4-0-3-1	4-1-2-1	5-1-3-1	1-0-0-0	3-1-1-1	2-1-1-0	3-2-1-1	4-0-0-1	0-0-0-0	5-0-0-0
UNM	Apr 02	1-1-1-0	0-0-0-0	4-1-1-1	4-0-1-0	1-0-0-0	1-0-0-0	1-0-0-0	2-1-0-0	4-1-1-2	3-1-1-0	4-1-1-2	3-0-0-0	3-1-2-0	5-0-0-0
GCU	Apr 07	3-1-1-0	Def..	2-0-0-0	4-1-1-1	2-1-1-1	4-2-2-3	3-2-3-2	1-0-1-0	1-0-0-0	5-2-2-1	1-0-1-0	5-0-2-0	1-0-0-0	3-0-1-1	3-1-1-1
CAL	Apr 11	2-1-1-4	1-0-0-0	4-2-2-2	4-2-1-1	5-0-3-0	5-1-2-0	3-0-0-1	1-0-0-0	4-2-3-1	1-0-1-1	4-2-2-1	2-0-1-0	4-1-1-0
CAL	Apr 13	2-0-0-1	5-0-0-1	4-1-1-1	3-2-2-0	2-1-0-1	4-1-1-0	4-0-0-0	3-0-3-1	5-1-1-0
CAL	Apr 13	2-2-0-0	3-0-0-0	4-3-3-2	5-0-0-1	4-1-0-0	Def..	1-0-0-0	1-0-0-0	4-0-1-1	0-1-0-0	3-0-1-3	5-2-3-2	2-1-0-0
UCLA	Apr 17	Def..	Def..	3-0-0-0	5-1-2-0	5-1-4-0	4-1-1-0	3-1-1-2	5-2-1-0	1-0-0-0	4-1-1-2	3-1-1-0	0-0-0-0	5-0-1-2
UCLA	Apr 18	0-0-0-0	3-0-0-0	Def..	3-0-0-0	6-1-2-1	3-0-0-0	1-1-1-0	7-0-3-2	1-0-0-0	5-2-1-0	4-1-3-0	7-1-1-0	4-1-2-1	0-0-0-0	7-0-2-0
UCLA	Apr 19	1-1-1-0	1-1-1-0	Def..	4-2-1-2	6-2-2-3	2-3-2-1	4-2-1-0	5-2-2-5	5-1-1-1	6-3-4-2	4-0-2-2	5-0-4-1
WSU	Apr 25	1-0-0-0	2-0-1-1	1-1-1-1	3-2-1-1	5-2-2-1	5-3-3-3	2-2-1-3	1-0-1-1	1-1-0-0	3-3-2-4	6-1-3-3	5-2-3-1	4-1-1-0	4-3-2-2	1-0-0-0
WSU	Apr 26	1-0-0-0	4-0-2-0	4-1-2-1	2-0-0-0	2-0-0-0	5-1-1-2	4-0-1-0	3-1-1-0	4-1-1-0	5-1-2-2
WSU	Apr 27	4-2-2-0	2-1-0-0	3-1-1-0	3-1-1-0	6-2-2-4	2-2-1-1	2-0-0-0	2-0-0-0	3-2-1-1	2-1-1-0	5-3-3-1	6-5-6-7	7-3-5-9	1-1-1-0
OKLA	Apr 30	2-1-1-4	Def..	4-0-0-0	3-2-1-0	4-2-2-0	2-1-1-0	5-0-1-0	2-1-1-0	4-1-1-3	2-0-0-0	4-0-1-2	2-1-0-0
UCI	May 06	2-0-1-1	1-0-0-0	1-0-0-0	4-0-0-0	4-1-1-0	2-2-1-2	1-0-0-0	1-1-1-0	3-1-2-0	2-1-0-0	4-1-2-1	1-0-0-0	3-1-1-0	4-2-2-4	1-1-1-0
OSU	May 12	2-0-0-0	Def..	5-2-2-3	4-3-2-2	4-1-2-0	5-2-1-1	4-2-2-3	3-0-1-0	2-0-0-0	6-1-1-1	3-0-0-0
OSU	May 13	2-0-0-0	4-0-0-0	4-0-2-1	3-0-0-0	4-0-1-0	2-0-1-0	3-0-1-0	5-1-2-0	1-0-0-0	3-0-2-0	3-0-1-0
OSU	May 14	3-0-0-0	4-2-1-0	5-2-2-2	3-2-3-3	1-1-1-2	3-1-1-1	4-2-2-1	6-0-3-1	6-2-3-1	3-0-1-0
WASH	May 17	1-0-0-0	1-0-0-0	1-0-0-0	4-0-2-0	3-1-2-0	3-0-1-1	4-0-0-0	3-0-0-0	4-0-0-0	4-0-0-0	3-0-1-0	1-0-0-0
WASH	May 18	Def..	4-1-2-1	3-1-2-3	5-0-1-1	4-2-1-0	4-0-0-2	5-1-0-0	4-1-1-1	5-4-3-2	4-1-2-1	1-0-0-0
WASH	May 19	4-1-2-1	5-1-2-1	2-0-1-0	3-1-1-1	5-1-1-0	5-0-3-0	4-0-2-0	5-0-3-0	1-0-0-0	5-0-1-1	1-0-0-0
ARIZ	May 23	Def..	3-0-2-0	4-0-1-1	4-0-2-2	3-1-2-0	4-1-1-0	3-1-1-0	4-0-0-0	3-1-1-0	4-1-1-1
ARIZ	May 24	Def..	1-1-1-1	3-1-0-0	5-2-3-4	3-1-2-2	1-0-0-0	4-2-2-2	4-1-0-1	6-3-2-1	1-0-0-0	4-2-2-1	3-2-2-2	5-1-4-1
ARIZ	May 25	1-0-0-0	4-2-1-0	3-3-2-2	4-2-1-4	3-0-0-0	4-1-0-1								

Sun Devil Baseball 2003 -- Game by Game Statistics




IP-H-R-ER-BB-SO Breakdown for Arizona State (as of Jun 01, 2003)

Opponent	Date	#48 ARGUELLO	#45 AVERILL	#55 BEATTY	#49 BORDES	#27 KARTLER	#22 LEAF	#47 LIEBECK
Hawaii-Hilo	Jan 16	1.0- 0- 0- 0- 1- 2	1.2- 0- 0- 0- 2- 2
Hawaii-Hilo	Jan 17	0.0- 2- 0- 0- 0- 0	2.0- 3- 2- 2- 2- 0*
Hawaii-Hilo	Jan 17	6.0- 7- 2- 2- 2- 7*
Hawaii-Hilo	Jan 18	7.1- 1- 2- 0- 2- 7*
Hawaii-Hilo	Jan 19
Hawaii-Hilo	Jan 19	1.0- 3- 4- 4- 2- 0	1.0- 1- 1- 1- 1- 1	2.0- 0- 0- 0- 0- 4*
San Diego State	Jan 24	0.0- 1- 2- 2- 1- 0
San Diego State	Jan 25	5.0- 5- 1- 1- 1- 2*
San Diego State	Jan 26	0.2- 1- 1- 1- 0- 1	4.0- 1- 0- 0- 0- 4*	0.1- 1- 0- 0- 1- 0	0.2- 4- 7- 7- 3- 1	1.0- 0- 0- 0- 0- 2
Long Beach State	Jan 31	1.0- 2- 3- 1- 0- 0	0.1- 2- 1- 1- 0- 0	1.0- 0- 0- 0- 1- 2
Long Beach State	Feb 01	9.0- 3- 0- 0- 1- 2*
Long Beach State	Feb 02	6.2- 6- 2- 0- 1- 1*
BYU	Feb 06
BYU	Feb 07	1.0- 0- 0- 0- 0- 1	1.0- 1- 0- 0- 0- 0	4.0- 7- 6- 3- 3- 4*
BYU	Feb 08	2.1- 6- 4- 4- 1- 1*	1.1- 0- 0- 0- 0- 3
Gonzaga	Feb 14
Oklahoma State	Feb 15	2.0- 2- 1- 1- 3- 2	0.1- 0- 0- 0- 0- 0
Oregon State	Feb 16	1.0- 1- 0- 0- 0- 2	0.2- 0- 0- 0- 1- 1	1.0- 1- 0- 0- 0- 1	5.0- 6- 3- 3- 3- 1*
Gonzaga	Feb 17	2.0- 4- 3- 3- 2- 2*	2.0- 1- 0- 0- 0- 1
Dayton	Feb 21	2.0- 0- 1- 0- 1- 1	7.0- 5- 0- 0- 2- 6*
Notre Dame	Feb 22	2.1- 1- 0- 0- 2- 3
Notre Dame	Feb 23	0.0- 0- 1- 1- 0- 0
Penn State	Feb 28	1.0- 0- 0- 0- 0- 1	5.2- 3- 0- 0- 0- 6	2.1- 3- 0- 0- 1- 1*
Penn State	Mar 01	1.0- 1- 0- 0- 2- 2	1.0- 0- 0- 0- 1- 2
Penn State	Mar 02	0.2- 2- 0- 0- 0- 2
CS Northridge	Mar 06	6.0- 7- 2- 2- 1- 5*
Southern Utah	Mar 07	1.0- 0- 0- 0- 0- 2	1.0- 0- 0- 0- 1- 1
Utah	Mar 08
CS Northridge	Mar 09	2.0- 0- 0- 0- 1- 1	0.1- 0- 0- 0- 1- 1	5.0- 5- 2- 2- 1- 4*
Oklahoma	Mar 14	1.0- 1- 0- 0- 1- 1
Oklahoma	Mar 15	1.0- 0- 0- 0- 0- 2	0.1- 0- 0- 0- 0- 0	1.1- 1- 1- 1- 0- 3	5.1- 9- 2- 2- 1- 4*
Oklahoma	Mar 16	2.0- 2- 0- 0- 0- 2	5.0- 3- 1- 0- 2- 3*	1.0- 1- 1- 1- 0- 2
Wichita State	Mar 18	0.1- 0- 1- 0- 1- 0
Wichita State	Mar 19	1.0- 3- 4- 4- 2- 2*	1.0- 1- 2- 2- 1- 0	2.0- 1- 0- 0- 0- 4
Stanford	Mar 22	4.0- 7- 2- 2- 0- 5*	0.1- 0- 0- 0- 0- 0
Stanford	Mar 23	1.0- 0- 0- 0- 0- 0	1.0- 4- 3- 3- 0- 0*
Stanford	Mar 24	1.2- 0- 0- 0- 0- 1	0.1- 1- 0- 0- 1- 0	0.1- 1- 0- 0- 0- 0
USC	Mar 28	2.1- 1- 0- 0- 3- 2	0.1- 0- 0- 0- 0- 0	0.2- 0- 0- 0- 0- 1
USC	Mar 29	6.0- 7- 5- 5- 0- 3*	0.1- 1- 0- 0- 0- 0
USC	Mar 30	1.0- 3- 1- 1- 0- 0	0.1- 2- 1- 1- 1- 0	0.0- 0- 0- 0- 1- 0
New Mexico	Apr 02	0.2- 1- 1- 1- 2- 2
Grand Canyon	Apr 07	0.1- 0- 0- 0- 0- 1	1.0- 0- 0- 0- 0- 1	0.1- 1- 1- 1- 0- 0	0.2- 0- 0- 0- 0- 0	1.0- 1- 0- 0- 0- 1
California	Apr 11	7.0-10- 2- 2- 3- 0*
California	Apr 13
California	Apr 13	0.0- 0- 1- 1- 1- 0	1.0- 1- 0- 0- 2- 0	6.0- 4- 0- 0- 1- 4*
UCLA	Apr 17	2.2- 6- 5- 5- 0- 1*	0.2- 0- 0- 0- 0- 1
UCLA	Apr 18	1.0- 1- 1- 1- 1- 1	1.0- 0- 1- 1- 0- 0	3.1- 3- 1- 1- 0- 6
UCLA	Apr 19	1.0- 0- 0- 0- 1- 1
Washington State	Apr 25
Washington State	Apr 26	0.2- 0- 0- 0- 0- 2	0.1- 0- 0- 0- 2- 0	7.0- 3- 1- 1- 3- 5*
Washington State	Apr 27	1.0- 1- 0- 0- 1- 2	1.0- 0- 0- 0- 0- 1
Oklahoma	Apr 30	0.1- 3- 2- 2- 0- 1	3.0- 4- 2- 2- 2- 2*	2.0- 1- 0- 0- 0- 2
UC Irvine	May 06	0.2- 2- 0- 0- 0- 0	2.0- 1- 0- 0- 1- 1
Oregon State	May 12	2.0- 2- 0- 0- 1- 2
Oregon State	May 13	0.1- 0- 1- 1- 1- 0
Oregon State	May 14	2.1- 1- 1- 0- 1- 1	1.0- 3- 2- 0- 0- 1	0.0- 0- 0- 0- 0- 0	2.0- 5- 3- 3- 0- 0*
Washington	May 17	5.0- 5- 5- 5- 1- 4*	2.0- 0- 0- 0- 2- 1
Washington	May 18	2.0- 0- 0- 0- 3- 1
Washington	May 19	0.2- 0- 0- 0- 0- 1	1.0- 1- 1- 1- 0- 1
Arizona	May 23	1.2- 0- 0- 0- 0- 1
Arizona	May 24	7.0- 7- 0- 0- 1- 6*
Arizona	May 25	0.2- 0- 1- 1- 2- 1	1.0- 1- 0- 0- 1- 0	1.0- 1- 0- 0- 0- 0
Central Conn. Stat	May 30	2.0- 1- 0- 0- 1- 3
New Mexico State	May 31	1.0- 0- 0- 0- 0- 2	0.2- 0- 0- 0- 1- 0
UNLV	Jun 01	2.0- 1- 0- 0- 0- 1	1.0- 0- 0- 0- 0- 1



Sun Devil Baseball 2003 -- Game by Game Statistics

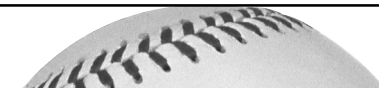


IP-H-R-ER-BB-SO Breakdown for Arizona State (as of Jun 01, 2003)

Opponent	Date	#3 LOPEZ, J	#15 MCCLELLAN	#38 PERRAULT	#12 SCHROYER	#41 SOPKO	#40 THURMOND	#26 VAUGHAN
Hawaii-Hilo	Jan 16	1.0- 2- 0- 0- 0- 2	2.0- 0- 0- 0- 1- 0	2.1- 2- 0- 0- 2- 4*	1.0- 0- 0- 0- 0- 3
Hawaii-Hilo	Jan 17	2.1- 1- 0- 0- 1- 4	4.2- 3- 3- 3- 1- 9
Hawaii-Hilo	Jan 17	1.0- 0- 0- 0- 0- 0
Hawaii-Hilo	Jan 18
Hawaii-Hilo	Jan 19	3.0- 1- 0- 0- 0- 2*	2.0- 1- 0- 0- 1- 2
Hawaii-Hilo	Jan 19	2.0- 1- 0- 0- 2- 3	1.0- 0- 0- 0- 0- 2
San Diego State	Jan 24	3.1- 5- 1- 1- 1- 5	1.0- 1- 0- 0- 0- 2	4.2- 6- 2- 2- 1- 4*
San Diego State	Jan 25	0.2- 1- 0- 0- 0- 1	3.1- 3- 2- 2- 1- 3
San Diego State	Jan 26	1.1- 2- 1- 1- 0- 2	1.0- 0- 0- 0- 0- 2
Long Beach State	Jan 31	1.0- 2- 3- 3- 2- 1	3.0- 5- 0- 0- 0- 2*	1.2- 3- 4- 4- 1- 1
Long Beach State	Feb 01
Long Beach State	Feb 02	1.0- 1- 0- 0- 0- 1	1.1- 0- 0- 0- 0- 0
BYU	Feb 06	1.0- 1- 0- 0- 0- 1	1.0- 1- 2- 2- 3- 2	0.1- 0- 0- 0- 0- 0	4.0- 4- 1- 1- 1- 2*	2.2- 3- 2- 0- 2- 1
BYU	Feb 07	1.0- 1- 0- 0- 2- 2	2.0- 0- 0- 0- 0- 1
BYU	Feb 08	1.2- 2- 0- 0- 1- 0	2.0- 1- 0- 0- 1- 3	1.2- 1- 0- 0- 0- 2
Gonzaga	Feb 14	7.0- 3- 0- 0- 0- 5	2.0- 5- 4- 2- 0- 1*
Oklahoma State	Feb 15	0.2- 1- 1- 1- 1- 0	1.0- 1- 0- 0- 0- 0	5.0- 5- 1- 1- 2- 8*
Oregon State	Feb 16	0.1- 0- 0- 0- 0- 0	1.0- 1- 1- 1- 0- 0
Gonzaga	Feb 17	2.0- 4- 2- 2- 3- 1	3.0- 4- 0- 0- 0- 2
Dayton	Feb 21
Notre Dame	Feb 22	1.0- 1- 0- 0- 0- 3	5.2- 4- 3- 1- 4- 6*
Notre Dame	Feb 23	1.0- 2- 2- 2- 0- 0	3.0- 3- 0- 0- 0- 2	0.0- 4- 4- 4- 0- 0	5.0- 4- 1- 1- 0- 4*
Penn State	Feb 28
Penn State	Mar 01	1.0- 1- 0- 0- 0- 0	5.0- 6- 1- 1- 2- 5*	1.0- 0- 0- 0- 0- 2
Penn State	Mar 02	1.1- 1- 0- 0- 0- 3	5.0- 3- 2- 1- 1- 3*	2.0- 5- 5- 5- 1- 0
CS Northridge	Mar 06	2.0- 1- 0- 0- 0- 1	1.0- 0- 0- 0- 0- 3
Southern Utah	Mar 07	5.0- 5- 0- 0- 1- 4*
Utah	Mar 08	1.0- 0- 0- 0- 0- 3	3.2- 6- 4- 4- 2- 8*	4.1- 1- 0- 0- 0- 5
CS Northridge	Mar 09	0.2- 2- 0- 0- 0- 0	1.0- 1- 0- 0- 1- 1
Oklahoma	Mar 14	0.0- 0- 0- 0- 2- 0	0.2- 0- 0- 0- 0- 0	0.2- 1- 1- 1- 0- 0	5.1- 6- 3- 3- 0- 6*	1.1- 1- 2- 0- 1- 3
Oklahoma	Mar 15	1.0- 1- 0- 0- 0- 1
Oklahoma	Mar 16	1.0- 1- 0- 0- 0- 1
Wichita State	Mar 18	3.0- 3- 0- 0- 3- 4*	1.0- 1- 1- 0- 2- 0	0.2- 1- 0- 0- 0- 2	4.0- 3- 0- 0- 0- 7
Wichita State	Mar 19	5.0- 3- 0- 0- 1- 2
Stanford	Mar 22	3.0- 1- 0- 0- 0- 2	3.2- 5- 4- 4- 2- 7
Stanford	Mar 23	4.0- 4- 3- 3- 1- 3	1.0- 0- 0- 0- 0- 1	1.0- 2- 1- 1- 0- 0	2.0- 3- 2- 2- 1- 3
Stanford	Mar 24	0.0- 2- 2- 2- 0- 0	6.2- 9- 2- 2- 0- 5*
USC	Mar 28	1.0- 0- 0- 0- 1- 2	4.2- 8- 4- 4- 1- 3*
USC	Mar 29	2.1- 3- 1- 1- 2- 0
USC	Mar 30	1.1- 1- 1- 1- 1- 0	1.2- 3- 1- 1- 0- 0	4.2- 3- 1- 1- 3- 0*
New Mexico	Apr 02	4.1- 3- 1- 1- 2- 5	0.1- 2- 1- 1- 0- 0	3.2- 6- 8- 5- 1- 3*
Grand Canyon	Apr 07	5.0- 1- 1- 1- 0- 7*	0.1- 0- 0- 0- 0- 1
California	Apr 11	2.0- 1- 1- 0- 3- 2
California	Apr 13	3.0- 2- 0- 0- 5- 3*	6.0- 3- 0- 0- 2- 3
California	Apr 13	2.0- 5- 0- 0- 1- 2
UCLA	Apr 17	0.1- 0- 0- 0- 1- 0	5.1- 5- 4- 4- 1- 10
UCLA	Apr 18	3.0- 6- 4- 3- 2- 4*	4.2- 3- 1- 1- 2- 5
UCLA	Apr 19	1.0- 0- 0- 0- 0- 0	7.0- 5- 1- 1- 2- 7*
Washington State	Apr 25	2.0- 3- 0- 0- 0- 0	1.0- 0- 0- 0- 0- 1	6.0- 3- 0- 0- 2- 8*
Washington State	Apr 26	2.0- 2- 2- 2- 3- 3
Washington State	Apr 27	1.0- 1- 0- 0- 0- 0	1.0- 0- 0- 0- 0- 0	4.0- 1- 0- 0- 2- 4*
Oklahoma	Apr 30	0.2- 2- 0- 0- 0- 0	3.0- 1- 0- 0- 1- 5
UC Irvine	May 06	1.1- 0- 1- 1- 1- 2	2.0- 0- 0- 0- 2- 4	3.0- 3- 0- 0- 1- 1*
Oregon State	May 12	3.2- 2- 0- 0- 3- 2	3.1- 7- 4- 3- 1- 1*
Oregon State	May 13	2.2- 1- 0- 0- 0- 2	5.0- 5- 5- 5- 4- 5*
Oregon State	May 14	3.2- 3- 1- 1- 1- 4
Washington	May 17	0.2- 1- 0- 0- 1- 0	0.1- 0- 0- 0- 0- 1
Washington	May 18	5.0- 3- 1- 1- 0- 1	2.0- 4- 2- 2- 1- 0*
Washington	May 19	2.0- 1- 0- 0- 3- 2	0.1- 0- 0- 0- 0- 0	4.0- 7- 5- 5- 2- 2*
Arizona	May 23	1.0- 1- 0- 0- 0- 1	6.1- 5- 2- 2- 2- 5*
Arizona	May 24	2.0- 0- 0- 0- 0- 0
Arizona	May 25	1.0- 2- 0- 0- 0- 0	1.1- 1- 0- 0- 0- 2	4.0- 4- 1- 1- 0- 2*
Central Conn. Stat	May 30	3.0- 2- 0- 0- 2- 1	4.0- 7- 2- 1- 3- 4*
New Mexico State	May 31	0.2- 0- 0- 0- 0- 1	0.1- 0- 0- 0- 0- 1	6.1- 4- 0- 0- 4- 8*
UNLV	Jun 01	1.0- 3- 1- 1- 0- 1	5.0- 3- 0- 0- 3- 2*



Sun Devil Baseball 2003 -- Career/Season Statistics



Player	SEASON													CAREER												
	AVG	GP-GS	AB	R	H	2B	3B	HR	RBI	BB	HBP	SO	SB-ATT	AVG	GP-GS	AB	R	H	2B	3B	HR	RBI	BB	HBP	SO	SB-ATT
12 Ryan Schroyer....	1.000	1-0	1	1	1	0	0	0	0	0	0	0	0-0	1.000	67-11	1	1	1	0	0	0	0	0	0	0	0-0
16 Nick Cadena.....	.429	5-0	7	2	3	1	0	0	1	2	0	1	0-0	.253	43-19	99	16	25	3	0	6	29	8	1	24	1-1
2 Dustin Pedroia...	.423	65-65	284	83	120	34	3	4	52	36	6	13	3-7	.388	123-123	520	134	202	47	5	5	97	60	11	32	8-16
8 Jeremy West.....	.384	60-52	190	63	73	8	1	17	71	45	12	33	2-4	.353	165-143	538	152	190	34	9	36	176	95	26	87	4-7
14 Andre Ethier.....	.373	65-64	249	73	93	12	4	9	66	51	9	29	7-11	.369	113-112	431	111	159	26	7	13	116	83	12	49	8-15
11 Jeff Larish.....	.372	62-61	223	79	83	18	2	17	92	77	6	39	3-5	.356	96-94	351	110	125	22	5	20	116	106	6	58	3-6
32 Frank Mesa.....	.367	53-35	139	39	51	6	1	1	23	23	2	19	2-3	.367	53-35	139	39	51	6	1	1	23	23	2	19	2-3
30 Mike Guerrero....	.362	45-14	94	23	34	12	2	2	30	9	2	18	0-0	.362	45-14	94	23	34	12	2	2	30	9	2	18	0-0
5 Dennis Wyrick....	.356	55-32	163	36	58	8	4	1	34	10	7	25	7-8	.341	185-153	569	120	194	22	6	1	100	57	15	97	18-23
20 Nick Walsh.....	.355	53-23	110	34	39	6	1	0	23	19	8	13	3-5	.291	138-58	265	79	77	11	1	1	47	70	20	34	9-15
39 Tuffy Gosewisch..	.348	56-42	135	41	47	9	0	2	40	21	9	19	2-2	.299	86-54	174	47	52	9	0	2	42	25	9	31	2-2
4 Travis Buck.....	.338	63-62	228	59	77	13	3	4	45	34	11	27	12-14	.338	63-62	228	59	77	13	3	4	45	34	11	27	12-14
9 Steve Garraabrants	.333	60-56	207	56	69	16	3	8	59	25	5	36	23-28	.328	159-140	549	142	180	36	15	10	115	81	15	104	55-75
19 Joel Bocchi.....	.318	43-22	85	17	27	7	0	2	21	11	4	23	1-1	.292	60-30	113	20	33	8	1	2	24	17	5	28	1-1
10 Rod Allen.....	.305	46-28	118	31	36	4	1	6	41	12	4	14	3-5	.323	153-123	507	118	164	33	4	18	144	43	22	70	23-32
31 Ryan Bosch.....	.209	58-28	115	30	24	2	0	5	24	14	2	36	5-7	.209	58-28	115	30	24	2	0	5	24	14	2	36	5-7
27 Bryce Kartler....	.053	20-2	19	5	1	0	0	0	0	9	0	9	1-1	.195	104-19	41	9	8	3	0	0	9	18	3	15	1-1
60 Garrett Schoenber	.000	5-0	4	0	0	0	0	0	0	0	0	2	0-0	.125	9-0	8	0	1	0	0	0	0	0	0	3	0-0
59 Aaron Klusman....	.000	2-0	1	0	0	0	0	0	0	0	1	1	0-0	.000	42-0	1	0	0	0	0	0	0	0	1	1	0-0
40 Ben Thurmond....	.000	1-0	1	0	0	0	0	0	0	0	0	0	0-0	.000	19-15	1	0	0	0	0	0	0	0	0	0	0-0
26 Beau Vaughan....	.000	1-0	0	0	0	0	0	0	0	1	0	0	0-0	.000	26-9	0	0	0	0	0	0	0	1	0	0	0-0

48 Carlos Arguello..	.000	2-0	0	0	0	0	0	0	0	0	0	0	0-0	.000	38-3	0	0	0	0	0	0	0	0	0	0	0-0
Totals.....	.352	65-65	2373	673	836	156	25	78	622	399	88	357	74-101													
Opponents.....	.249	65-65	2166	238	540	89	19	39	224	226	56	512	46-73													

(All games Sorted by Earned run avg)

Player	ERA	W-L	APP	GS	CG	SHO/CBO	SV	IP	H	R	ER	BB	SO	ERA	W-L	APP	GS	CG	SHO/CBO	SV	IP	H	R	ER	BB	SO
38 Josh Perrault....	0.00	0-0	2	0	0	0/0	0	2.0	0	0	0	1	3	5.84	0-0	11	2	0	0/1	0	12.1	20	9	8	4	11
31 Ryan Bosch.....	0.00	0-0	2	0	0	0/0	0	1.0	4	1	0	1	1	0.00	0-0	2	0	0	0/0	0	1.0	4	1	0	1	1
12 Ryan Schroyer....	1.61	5-2	29	0	0	0/1	8	44.2	39	9	8	19	50	3.16	11-5	67	11	0	0/3	16	133.2	117	50	47	76	154
3 Javy Lopez.....	1.96	1-0	15	0	0	0/2	1	18.1	22	4	4	5	7	1.96	1-0	15	0	0	0/2	1	18.1	22	4	4	5	7
41 Mark Sopko.....	2.38	3-2	24	7	0	0/5	0	53.0	52	16	14	13	42	3.62	5-4	49	7	0	0/5	1	87.0	85	41	35	30	68
47 Jered Liebeck....	2.57	8-0	20	13	1	1/1	0	77.0	74	25	22	23	53	3.92	13-4	51	28	1	1/1	1	160.2	177	81	70	52	113
40 Ben Thurmond....	2.68	7-0	19	15	0	0/3	0	74.0	71	26	22	24	57	2.68	7-0	19	15	0	0/3	0	74.0	71	26	22	24	57
22 Matt Leaf.....	2.70	0-0	6	1	0	0/1	0	6.2	5	2	2	3	4	2.70	0-0	6	1	0	0/1	0	6.2	5	2	2	3	4
45 Erik Averill....	3.39	8-1	19	14	0	0/3	0	79.2	78	36	30	18	53	3.39	8-1	19	14	0	0/3	0	79.2	78	36	30	18	53
15 Robbie McClellan.	3.40	7-0	26	4	0	0/4	0	55.2	49	22	21	32	55	4.24	14-6	47	18	2	1/4	1	152.2	143	81	72	83	146
49 Brett Bordes....	3.46	1-1	26	0	0	0/2	0	26.0	21	12	10	26	26	3.46	1-1	26	0	0	0/2	0	26.0	21	12	10	26	26
26 Beau Vaughan....	4.34	10-5	25	9	0	0/4	0	91.1	84	53	44	33	105	4.34	10-5	25	9	0	0/4	0	91.1	84	53	44	33	105
48 Carlos Arguello..	4.84	3-0	22	0	0	0/3	0	22.1	18	16	12	10	23	3.02	8-1	36	3	1	0/3	0	62.2	56	26	21	19	53
27 Bryce Kartler....	5.03	0-0	24	1	0	0/2	0	19.2	16	11	11	13	25	5.62	4-5	74	14	0	0/2	5	137.2	140	102	86	85	141
55 Chris Beatty.....	7.11	0-1	8	1	0	0/1	0	6.1	7	5	5	5	8	7.11	0-1	8	1	0	0/1	0	6.1	7	5	5	5	8
Totals.....	3.18	53-12	65	65	1	10/9	9	577.2	540	238	204	226	512													
Opponents.....	9.28	12-53	65	65	2	0/0	6	549.2	836	673	567	399	357													



Sun Devil Baseball 2003

Position Players 2003 Single Game and Career Highs

#2 Dustin Pedroia, SS (Woodland, Calif.)

Category	2003 Best	Career Best (last)
At Bats	7 (UCLA; 4/18)	Same
Runs	4 (WASH; 5/18)	Same
Hits	4 - 3x (UCLA; 4/19)	4 - 5x (UCLA; 4/19/03)
RBI	3 - 2x (OKLA; 4/30)	Same
BB	3 (WST; 3/18)	Same
SB	1 (UHH; 1/17)	1 - 6x (UHH; 1/17/03)
2B	3 (CSUN; 3/6)	Same
HR	1 - 4x 4 (WASH; 5/18)	1 - 5x 4 (WASH; 5/18/03)
Hit Streak	17	22 games

#4 Travis Buck, OF (Richland, Wash.)

Category	2003 Best	Career Best (last)
At Bats	7 (BYU; 2/7)	Same
Runs	3 - 2x (SUU; 2/7)	Same
Hits	5 (SUU; 2/7)	Same
RBI	7 (SUU; 2/7)	Same
BB	2 (SDSU; 1/25)	Same
SB	2 - 2x (SUU; 2/7)	Same
2B	2 (SDSU; 1/24)	None
HR	1 - 4x (OSU; 5/12)	Same
Hit Streak	7 games	Same

#5 Dennis Wyrick, 3B (Azusa, Calif.)

Category	2003 Best	Career Best (last)
At Bats	7 (UCLA; 4/18)	Same
Runs	2 - 2x (OKLA; 3/15)	3 - 2x (LMU; 3/1/02)
Hits	4 (ARIZ; 5/24)	4 - 2x (ARIZ; 5/24/03)
RBI	3 - 2x (UNLV; 6/1)	3 - 5x (UNLV; 6/1/03)
BB	2 - 2x (WST; 3/18)	3 (Cal; 3/25/00)
SB	2 (WSU; 3/18)	Same
2B	2 (ARIZ; 5/24)	2 - 2x (ARIZ; 5/24/03)
HR	1 (UHH; 1/17)	Same
Hit Streak	7 games	9 games

#8 Jeremy West, DH/1B (Las Vegas, Nev.)

Category	2003 Best	Career Best (last)
At Bats	7 (WSU; 4/27)	Same
Runs	4 (ND; 2/22)	4 - 4x (ND; 2/22/03)
Hits	5 (WSU; 4/27)	Same
RBI	9 (WSU; 4/27)	Same
BB	4 (OKLA; 3/15)	Same
SB	1 - 2x (ND; 2/22)	2 (SUU; 2/1/01)
2B	1 - 8x (NMSU; 5/31)	2 - 2x (PORT; 5/14/02)
HR	2 - 3x (UCI; 5/6)	2 - 3x (UCI; 5/6/03)
Hit Streak	18 games (current)	18 games

#9 Steve Garrabrants, 2B (Phoenix, Ariz.)

Category	2003 Best	Career Best (last)
At Bats	6 - 2x (GU; 2/17)	6 - 5x (GU; 2/17/03)
Runs	3 - 2x (SDSU; 1/26)	4 (USC; 5/19/02)
Hits	3 - 3x (WSU; 4/25)	3 - 10x (WSU; 4/25/03)
RBI	6 (GU; 2/17)	Same
BB	2 (ND; 2/22)	4 (Tennessee; 5/1/01)
SB	2 - 3x (OKLA; 4/30)	2 - 9x (OKLA; 4/30)
2B	2 (UTAH; 3/8)	2 - 4x (UTAH; 3/8/03)
HR	1 - 8x (ARIZ; 5/25)	1 - 10x (ARIZ; 5/25/02)
Hit Streak	6 games	11 games

#10 Rod Allen, OF (Phoenix, Ariz.)

Category	2003 Best	Career Best (last)
At Bats	5 - 5x (STAN; 3/23)	5 - 26x (OKLA; 3/15/03)
Runs	2 - 3x (SUU; 2/7)	4 (NMSU; 4/17/01)
Hits	3 (OKLA; 3/15)	4 (NMSU; 4/17/01)
RBI	5 (UHH; 1/19)	5 - 3x (UHH; 1/19/03)
BB	3 (USC; 3/28)	Same
SB	1	2 - 2X (SJU; 3/9/02)
2B	1 - 4x (UCI; 5/6)	2 (Duke; 2/10/01)
HR	1 - 6x (OKLA; 4/30)	1 - 18x (OKLA; 4/30/03)
Hit Streak	4 games	17 games

#11 Jeff Larish, INF (Tempe, Ariz.)

Category	2003 Best	Career Best (last)
At Bats	5 - 6x 4 (WASH; 5/18)	6 - 4x (USD; 6/1/02)
Runs	3 - 3x (BYU; 2/7)	4 (PORT; 5/15/02)
Hits	4 (ARIZ; 5/25)	4 - 3x (ARIZ; 5/25/03)
RBI	9 (SDSU; 1/26)	Same
BB	4 (WSU; 4/27)	Same
SB	1 - 2x (PSU; 3/1)	1 - 2x (PSU; 3/1/03)
2B	4 (ARIZ; 5/25)	Same
HR	2 (SDSU; 1/26)	Same
Hit Streak	17 games	17 games

#14 Andre Ethier, OF (Phoenix, Ariz.)

Category	2003 Best	Career Best (last)
At Bats	6 - 2x (WSU; 4/27)	6 - 3x (WSU; 4/27/03)
Runs	5 (SDSU; 1/26)	5 - 2x (SDSU; 1/26/03)
Hits	4 - 4x (ARIZ; 5/24)	4 - 5x (ARIZ; 5/24/03)
RBI	4 - 2x (ARIZ; 5/24)	5 - 2x (WSU; 4/7/02)
BB	3 (SDSU; 1/26)	4 (USD; 6/1/02)
SB	1 - 7x (UNLV; 6/1)	1 - 8x (UNLV; 6/1/03)
2B	1 - 12x (ARIZ; 5/24)	1 - 26x (ARIZ; 5/24/03)
HR	2 (ARIZ; 5/25)	2 - 2x (ARIZ; 5/25/03)
Hit Streak	17 games (current)	17 games (current)

#16 Nick Cadena, OF/1B/C (Glendale, Ariz.)

Category	2003 Best	Career Best (last)
At Bats	3 (UHH; 1/19)	6 (WSU; 4/7/02)
Runs	1 - 2x	3 - 2x (USC; 5/19/02)
Hits	2 (UHH; 1/19)	3 - 3x (OSU; 5/24/02)
RBI	1 - 1x	5 (USC; 5/19/02)
BB	1 - 2x	1 - 6x (UH; 6/2/02)
SB	None	1 (USD; 6/1/02)
2B	1 (UHH; 1/19)	1 - 3x (UHH; 1/19/03)
HR	None	2 - 2x (USC; 5/19/02)
Hit Streak	2 games	4 games

#19 Joel Bocchi, C (Phoenix, Ariz.)

Category	2003 Best	Career Best (last)
At Bats	5 (UHH; 1/17)	Same
Runs	1 - 10x	1 - 13x (PSU; 2/28/03)
Hits	4 (UHH; 1/17)	Same
RBI	3 - 3x (BYU; 2/8)	Same
BB	1 - 2x	1 - 3x (SDSU; 1/26/03)
SB	1 (UHH; 1/17)	Same
2B	1 - 3x (BYU; 2/7)	1 - 4x (BYU; 2/7/03)
HR	1 - 2x (BYU; 2/8)	Same
Hit Streak	4 games	3 games



Sun Devil Baseball 2003

Hitters/Pitchers Single-Game Career and 2003 Highs

#17 Ryan McKenna, OF (Elgin, Ill.)

Category	2003 Best	Career Best (last)
At Bats	Redshirt Year	6 (Tenn; 5/2/01)
Runs	Redshirt Year	3 (UCLA; 4/14/02)
Hits	Redshirt Year	2 - 7x (STAN; 5/11/02)
RBI	Redshirt Year	3 (WSU; 4/6/02)
BB	Redshirt Year	2 - 2x (Nevada; 5/16/01)
SB	Redshirt Year	1 - 3x (OKST; 3/10/02)
2B	Redshirt Year	1 - 4x (WSU; 4/6)
HR	Redshirt Year	1 (UNLV; 4/1/02)
Hit Streak	Redshirt Year	4 games

#20 Nick Walsh, 2B/OF (Alamo, Calif.)

Category	2003 Best	Career Best (last)
At Bats	6 - 2x (OSU; 5/14)	Same
Runs	5 (WSU; 4/27)	Same
Hits	6 (WSU; 4/27)	Same
RBI	7 (WSU; 4/27)	Same
BB	3 - 2x (UCLA; 4/18)	4 (UCLA; 5/19/01)
SB	1 - 3x (UNLV; 6/1)	1 - 9x (UNLV; 6/1/03)
2B	3 (WSU; 4/27)	Same
HR	None	1 (WSU; 4/13/01)
Hit Streak	8 games	8 games

#27 Bryce Kartler, OF/DH (Phoenix, Ariz.)

Category	2003 Best	Career Best (last)
At Bats	2 (USC; 3/30)	4 (USC; 5/19/02)
Runs	1 - 3x (USC; 3/30)	1 - 5x (USC; 3/30/03)
Hits	1 (USC; 3/30)	2 - 2x (USC; 5/17/02)
RBI	None	2 - 2x (USC; 5/17/02)
BB	2 (UHH; 1/19)	2 - 2x (UHH; 1/19/03)
SB	None	None
2B	None	2 (USC; 5/17/02)
HR	None	None

#30 Mike Guerrero, 1B/DH (Mesa, Ariz.)

Category	2003 Best	Career Best (last)
At Bats	7 (UCLA; 4/18)	Same
Runs	3 (UHH; 1/19)	Same
Hits	4 (UHH; 1/19)	Same
RBI	3 - 2x (NMSU; 5/31)	Same
BB	1 - 3x (GU; 2/17)	Same
SB	None	None
2B	3 (OKLA; 3/15)	Same
HR	1 - 2x (USC; 3/30)	Same
Hit Streak	4 games	Same

#31 Ryan Bosch, OF (Livermore, Calif.)

Category	2003 Best	Career Best (last)
At Bats	6 (USC; 3/28)	Same
Runs	2 - 4x (ARIZ; 5/25)	Same
Hits	2 - 4x (CAL; 4/11)	Same
RBI	4 (UHH; 1/18)	Same
BB	2 (OKLA; 3/15)	Same
SB	1 - 4x (CAL; 4/11)	Same
2B	1 - 2x (PSU; 2/28)	Same
HR	1 - 5x (ARIZ; 5/24)	Same
Hit Streak	3 games	Same

#32 Frank Mesa, UTL (Yuma, Ariz.)

Category	2003 Best	Career Best (last)
At Bats	6 - 2x (BYU; 2/7)	Same
Runs	3 - 2x (SUU; 2/7)	Same
Hits	4 (BYU; 2/7)	Same
RBI	3 - 3x (WSU; 4/25)	Same
BB	3 (GU; 2/17)	Same
SB	1 (SUU; 2/7)	Same
2B	1 - 6x (UCLA; 4/18)	Same
HR	1 (BYU; 2/7)	Same
Hit Streak	5 games	Same

#39 Tuffy Gosewisch, C (Scottsdale, Ariz.)

Category	2003 Best	Career Best (last)
At Bats	5 - 3x (UNLV; 6/1)	Same
Runs	2 - 3x (OSU; 5/14)	Same
Hits	3 - 2x (OSU; 5/14)	Same
RBI	3 - 3x (OSU; 5/14)	Same
BB	2 - 2x (OSU; 5/14)	2 - 3x (OSU; 5/14/03)
SB	1 - 2x (OKLA; 4/30)	Same
2B	2 (OSU; 5/14)	Same
HR	1 - 2x (OSU; 5/14)	Same
Hit Streak	8 games	8 games

#3 Javy Lopez, RHP (El Paso, Texas)

Category	2003 Best	Career Best (last)
Innings	3.0 (CCSU; 5/30)	Same
Runs Allowed	2 (ND; 2/23)	Same
ER Allowed	2 (ND; 2/23)	Same
K's	2 - 2x (SDSU; 1/26)	Same
BB	None	None
Hits Allowed	3 (WSU; 4/25)	Same
WP	None	None
HBP	1 (PSU; 3/1)	Same

#12 Ryan Schroyer, RHP (Casa Grande, Ariz.)

Category	2003 Best	Career Best (last)
Innings	4.2 (UCLA; 4/18)	6.2 (SUU; 2/1/02)
Runs Allowed	2 (WSU; 4/26)	6 (USC; 4/6/01)
ER Allowed	2 (WSU; 4/26)	6 (USC; 4/6/01)
K's	5 (UCLA; 4/18)	11 (SUU; 2/1/02)
BB	3 - 2x (WASH; 5/19)	5 (ORU; 4/19/01)
Hits Allowed	5 (Cal; 4/13)	8 (FSU; 2/15/02)
WP	2 (SDSU; 1/24)	Same
HBP	1 (USC; 3/30)	2 (CSF; 2/23/02)

#15 Robbie McClellan, RHP (Liberal, Kan.)

Category	2003 Best	Career Best (last)
Innings	5.0 - 3x 4 (WASH; 5/18)	9.0 (LMU; 3/2/02)
Runs Allowed	4 (UCLA; 4/18)	6 - 2x (UND; 4/26/02)
ER Allowed	3 - 3x (UCLA; 4/18)	6 (OSU; 5/25/02)
K's	7 (GCU; 4/7)	10 (UNLV; 3/8/02)
BB	3 - 2x (WST; 3/18)	8 (LMU; 3/2/02)
Hits Allowed	6 - 2x (UCLA; 4/18)	9 (WSU; 4/7/02)
WP	2 4 (WASH; 5/18)	2 - 4x 4 (WASH; 5/18/03)
HBP	1 - 2x (STAN; 3/23)	1 - 8x (STAN; 3/23/03)



Sun Devil Baseball 2003

Pitchers Single-Game Career and 2003 Highs

#22 Matt Leaf, RHP (Peoria, Ariz.)

Category	2003 Best	Career Best (last)
Innings	2.0 (UHH; 1/17)	Same
Runs Allowed	2 (UHH; 1/17)	Same
ER Allowed	2 (UHH; 1/17)	Same
K's	2 (SDSU; 1/26)	Same
BB	2 (UHH; 1/17)	Same
Hits Allowed	3 (UHH; 1/17)	Same
WP	None	None
HBP	None	None

#26 Beau Vaughan, RHP (Glendale, Ariz.)

Category	2003 Best	Career Best (last)
Innings	6.1 (NMSU; 5/31)	Same
Runs Allowed	8 (UNM; 4/2)	Same
ER Allowed	5 - 4x (WASH; 5/19)	Same
K's	10 (UCLA; 4/17)	Same
BB	4 - 3x (NMSU; 5/31)	Same
Hits Allowed	8 (USC; 3/28)	Same
WP	1 - 2x (OSU; 5/13)	None
HBP	2 (BYU; 2/8)	Same

#27 Bryce Kartler, LHP (Phoenix, Ariz.)

Category	2003 Best	Career Best (last)
Innings	2.0 - 2x (WST; 3/19)	6.2 (TENN; 2/10/02)
Runs Allowed	7 (SDSU; 1/26)	8 (ARIZ; 3/24/02)
ER Allowed	7 (SDSU; 1/26)	7 (ARIZ; 3/24/02)
K's	4 - 2x (WST; 3/19)	9 - 2x (TENN; 2/10/02)
BB	3 (SDSU; 1/26)	6 (TENN; 2/10/02)
Hits Allowed	4 (SDSU; 1/26)	10 (OKLA; 3/17/02)
WP	1 (OSU; 2/16)	3 - 2x (ARIZ; 3/24/02)
HBP	1 (UHH; 1/19)	4 (FSU; 2/17/02)

#38 Josh Perrault, RHP (Mesa, Ariz.)

Category	2003 Best	Career Best (last)
Innings	1.0 - 2x (USC; 3/28)	2.0 - 2x (PORT; 5/15)
Runs Allowed	None	3 (PORT; 5/15)
ER Allowed	None	3 (PORT; 5/15)
K's	2 (USC; 3/28)	3 - 2x (PORT; 5/15)
BB	1 (USC; 3/28)	1 - 2x (PORT; 5/15)
Hits Allowed	None	5 (PORT; 5/15)
WP	None	1 - 2x (PORT; 5/15)
HBP	1 (STAN; 3/23)	1 (FSU; 2/17)

#40 Ben Thurmond, RHP (Hopkins, S.C.)

Category	2003 Best	Career Best (last)
Innings	7.0 (UCLA; 4/19)	11.0 (UNCA; 4/9/00)
Runs Allowed	4 - 2x (UTAH; 3/8)	8 (GT; 3/10/02)
ER Allowed	4 (UTAH; 3/8)	7 (HP; 5/6/01)
K's	8 (UTAH; 3/8)	12 (UNCA; 4/9/00)
BB	5 (Cal; 4/13)	5 - 2x (Cal; 4/13/03)
Hits Allowed	8 (STAN; 3/24)	14 (HP; 5/6/01)
WP	1 - 2x (STAN; 3/24)	2 - 2x (UT; 3/5/02)
HBP	1 (GU; 2/14)	2 - 2x (FLA; 2/16/02)

#41 Mark Sopko, RHP (Joliet, Ill.)

Category	2003 Best	Career Best (last)
Innings	7.0 (GU; 2/14)	Same
Runs Allowed	4 (ND; 2/23)	4 - 2x (ND; 2/23/03)
ER Allowed	4 (ND; 2/23)	4 - 2x (ND; 2/23/03)
K's	5 (GU; 2/14)	Same
BB	3 (CCSU; 5/30)	3 - 2x (CCSU; 5/30/03)
Hits Allowed	7 (CCSU; 5/30)	Same
WP	1 - 6x (STAN; 3/23)	1 - 7x (STAN; 3/23/03)
HBP	3 (UHH; 1/16)	3 (UHH; 1/16/03)

#45 Erik Averill, LHP (Orange, Calif.)

Category	2003 Best	Career Best (last)
Innings	7.1 (UHH; 1/18)	Same
Runs Allowed	5 - 3x (WASH; 5/17)	Same
ER Allowed	5 - 3x (WASH; 5/17)	None
K's	7 (UHH; 1/18)	Same
BB	3 (CAL; 4/11)	Same
Hits Allowed	10 (CAL; 4/11)	Same
WP	1 (WASH; 5/17)	None
HBP	4 (USC; 3/29)	Same

#47 Jered Liebeck, RHP (Glendale, Ariz.)

Category	2003 Best	Career Best (last)
Innings	9.0 (LBSU; 2/1)	Same
Runs Allowed	6 (BYU; 2/7)	6 - 2x (BYU; 2/7/03)
ER Allowed	3 - 4x (OSU; 5/14)	6 (Arizona; 5/21/00)
K's	7 (UHH; 1/17)	8 (USC; 5/17/02)
BB	3 - 2x (OSU; 2/16)	4 (OKLA; 4/24/02)
Hits Allowed	9 (OKLA; 3/15)	Same
WP	1 (SDSU; 1/25)	1 - 6x (SDSU; 1/25/03)
HBP	None	1 - 6x (ARIZ; 3/24/02)

#48 Carlos Arguello, LHP (Albuquerque, N.M.)

Category	2003 Best	Career Best (last)
Innings	2.1 - 2x (OSU; 5/14)	9.0 (USD; 6/1/02)
Runs Allowed	4 (UHH; 1/19)	2 - 4x (OSU; 5/26/02)
ER Allowed	4 (UHH; 1/19)	2 - 3x (OSU; 5/26/02)
K's	2 - 5x (WSU; 4/26)	7 (USD; 6/1/02)
BB	3 (USC; 3/28)	2 - 2x (USD; 6/1/02)
Hits Allowed	3 - 2x (OKLA; 4/30)	7 (USD; 6/1/02)
WP	1 - 3x (OSU; 5/13)	1 - 4x (OSU; 5/13/03)
HBP	1 (LBSU; 1/31)	1 - 3x (LBSU; 1/31/03)

#49 Brett Bordes, LHP (Mesa, Ariz.)


Category	2003 Best	Career Best (last)
Innings	2.1 (ND; 2/22)	Same
Runs Allowed	2 (WST; 3/19)	Same
ER Allowed	2 (WST; 3/19)	Same
K's	3 (ND; 2/22)	Same
BB	3 - 2x (WASH; 5/18)	Same
Hits Allowed	2 - 2x (OKST; 2/15)	Same
WP	1 (UCLA; 4/18)	Same
HBP	1 (UCLA; 4/18)	Same

#55 Chris Beatty, LHP (Kokomo, Ind.)

Category	2003 Best	Career Best (last)
Innings	2.0 (GU; 2/17)	Same
Runs Allowed	4 (WST; 3/19)	Same
ER Allowed	4 (WST; 3/19)	Same
K's	2 - 4x (WST; 3/19)	Same
BB	2 - 2x (WST; 3/19)	Same
Hits Allowed	3 (WST; 3/19)	Same
WP	None	None
HBP	1 (ND; 2/23)	Same



Sun Devil Baseball 2003




Arizona State Team Batting Game-by-Game Statistics

Date	Opponent	AB	R	H	RBI	2B	3B	HR	BB	IBB	SB	CS	HBP	SAC	SF	GDP	K	PO	A	E	Avq
Jan 16, 2003	at Hawaii-Hilo	39	9	16	9	3	2	1	4	0	1	1	0	0	1	1	2	27	9	0	.410
Jan 17, 2003	at Hawaii-Hilo	38	10	13	9	2	0	1	5	0	5	0	2	0	2	0	7	27	9	1	.377
Jan 17, 2003	at Hawaii-Hilo	36	14	14	13	3	0	1	6	0	0	0	2	0	0	0	3	21	8	0	.381
Jan 18, 2003	at Hawaii-Hilo	42	18	19	18	5	1	4	7	0	0	0	0	1	1	0	4	24	12	2	.400
Jan 19, 2003	at Hawaii-Hilo	30	16	17	15	5	0	1	4	0	0	0	0	0	1	1	2	15	6	0	.427
Jan 19, 2003	at Hawaii-Hilo	36	18	18	18	5	1	1	7	0	1	0	4	0	3	0	1	21	7	0	.439
Jan 24, 2003	San Diego State	31	7	9	7	4	0	1	8	1	1	0	0	1	1	1	3	27	12	0	.421
Jan 25, 2003	San Diego State	33	4	9	4	1	0	2	4	0	1	1	1	1	0	0	3	27	11	2	.404
Jan 26, 2003	San Diego State	40	24	13	22	2	0	3	12	0	0	1	0	0	2	0	5	27	10	2	.394
Jan 31, 2003	at Long Beach State	36	5	12	4	1	0	0	3	0	1	0	3	1	1	1	8	24	11	1	.388
Feb 01, 2003	at Long Beach State	32	3	7	3	1	0	0	3	1	1	1	1	0	0	1	9	27	12	0	.374
Feb 02, 2003	at Long Beach State	34	4	6	4	1	0	0	4	0	1	0	1	0	0	0	9	27	12	2	.358
Feb 06, 2003	BYU	36	6	10	5	2	0	2	6	0	1	0	0	0	0	0	3	27	12	1	.352
Feb 07, 2003	BYU	42	17	18	17	3	0	3	12	0	1	0	2	0	0	1	10	27	9	3	.358
Feb 08, 2003	BYU	30	6	9	6	0	0	2	4	0	1	0	0	0	1	1	5	27	15	0	.355
Feb 14, 2003	vs Gonzaga	32	8	11	8	1	1	0	13	0	2	1	2	0	1	1	8	27	11	1	.354
Feb 15, 2003	vs Oklahoma State	31	7	9	7	1	1	0	6	0	2	1	1	0	2	1	5	27	12	0	.351
Feb 16, 2003	vs Oregon State	31	9	10	9	2	0	3	3	0	0	1	0	1	1	0	6	27	11	0	.350
Feb 17, 2003	Gonzaga	36	17	11	17	1	0	2	10	0	0	0	2	0	3	0	9	27	16	0	.347
Feb 21, 2003	Dayton	38	10	14	10	1	0	0	9	0	1	0	2	0	0	0	3	27	14	2	.349
Feb 22, 2003	Notre Dame	34	16	10	15	0	0	3	11	0	2	0	2	0	0	1	4	27	9	3	.346
Feb 23, 2003	Notre Dame	38	14	13	12	4	0	1	10	0	2	0	2	0	0	0	3	27	13	1	.346
Feb 28, 2003	Penn State	37	13	16	11	5	1	2	9	0	1	0	3	0	0	2	5	27	10	1	.350
Mar 01, 2003	Penn State	32	12	10	10	2	0	1	9	0	1	0	2	0	0	2	3	27	9	0	.348
Mar 02, 2003	Penn State	31	11	12	9	3	1	1	8	0	0	1	2	0	0	2	3	27	13	3	.350
Mar 06, 2003	CS Northridge	37	10	15	9	6	1	0	3	0	2	1	1	0	1	1	6	27	7	1	.352
Mar 07, 2003	Southern Utah	38	19	22	18	6	1	1	4	0	5	0	2	0	1	0	6	21	12	0	.361
Mar 08, 2003	Utah	32	6	8	6	4	0	0	3	0	0	0	1	0	0	0	4	27	7	0	.357
Mar 09, 2003	CS Northridge	36	12	15	11	3	0	2	5	0	0	1	3	2	2	1	3	27	9	2	.360
Mar 14, 2003	Oklahoma	36	5	11	5	2	0	2	3	0	1	1	1	0	0	0	6	27	8	3	.358
Mar 15, 2003	Oklahoma	37	10	15	10	7	0	0	9	4	1	0	0	1	1	0	6	27	11	0	.359
Mar 16, 2003	Oklahoma	33	10	10	8	4	0	0	3	0	0	0	2	0	0	1	4	27	10	3	.358
Mar 18, 2003	Wichita State	34	9	12	7	4	0	0	7	0	3	0	1	2	0	1	8	27	10	1	.358
Mar 19, 2003	Wichita State	32	3	9	3	0	1	0	3	0	0	0	1	0	1	2	2	27	12	1	.355
Mar 22, 2003	*Stanford	39	7	11	7	0	1	0	6	1	1	1	3	2	1	1	12	33	7	2	.353
Mar 23, 2003	*Stanford	43	8	14	8	4	0	2	4	1	0	0	2	1	0	1	6	30	11	3	.352
Mar 24, 2003	*Stanford	31	2	5	2	2	1	0	0	0	1	0	1	0	1	0	5	27	13	1	.348
Mar 28, 2003	at *USC	41	11	17	9	2	0	0	14	0	1	1	0	0	0	2	11	27	10	0	.350
Mar 29, 2003	at *USC	34	5	10	5	3	0	0	6	2	2	1	2	1	1	0	5	26	13	1	.348
Mar 30, 2003	at *USC	38	7	14	6	0	0	2	6	1	1	0	0	0	1	1	5	27	18	1	.349
Apr 02, 2003	New Mexico	36	7	8	5	1	0	2	7	0	1	0	2	0	0	0	4	27	10	2	.346
Apr 07, 2003	Grand Canyon	38	10	16	10	1	0	1	4	0	1	1	0	0	1	1	5	27	8	2	.348
Apr 11, 2003	at *California	40	11	17	11	3	0	2	2	0	1	1	1	0	1	0	2	27	13	1	.350
Apr 13, 2003	at *California	32	6	8	5	0	0	0	5	0	0	1	2	1	1	2	7	27	10	0	.348
Apr 13, 2003	at *California	34	10	8	9	3	0	0	7	0	3	0	2	2	0	1	11	27	6	1	.345
Apr 17, 2003	*UCLA	38	8	12	6	1	0	1	3	0	0	0	2	0	0	1	7	27	11	1	.345
Apr 18, 2003	*UCLA	51	7	15	4	4	1	1	10	1	1	0	1	1	0	4	6	39	14	1	.343
Apr 19, 2003	*UCLA	43	17	21	17	3	0	3	4	0	1	0	1	1	0	0	6	27	9	0	.347
Apr 25, 2003	*Washington State	44	21	21	21	2	2	3	6	0	1	1	4	0	1	1	5	27	17	0	.350
Apr 26, 2003	*Washington State	34	5	10	5	0	1	1	5	0	0	1	2	0	0	5	2	30	14	2	.349
Apr 27, 2003	*Washington State	48	25	24	23	4	1	4	8	0	2	0	4	0	0	1	4	27	11	1	.353
Apr 30, 2003	at Oklahoma	34	9	9	9	0	0	1	4	0	3	0	1	2	2	0	4	27	9	0	.351
May 06, 2003	UC Irvine	34	11	12	8	2	1	3	8	0	0	0	1	0	2	1	7	27	12	1	.351
May 12, 2003	at *Oregon State	41	14	13	11	4	0	1	8	0	5	0	1	1	1	0	13	27	7	1	.350
May 13, 2003	at *Oregon State	34	1	10	1	1	0	0	2	0	0	0	0	1	0	2	2	24	12	1	.350
May 14, 2003	at *Oregon State	38	12	17	11	3	0	1	9	1	0	3	0	0	1	2	6	27	12	3	.351
May 17, 2003	at *Washington	32	1	6	1	1	0	0	4	0	1	1	0	0	0	1	8	24	8	0	.349
May 18, 2003	at *Washington	39	11	12	11	0	0	1	7	0	0	0	0	0	2	0	9	27	12	1	.348
May 19, 2003	at *Washington	40	4	16	4	5	0	1	1	0	0	2	0	0	0	1	9	24	13	1	.349
May 23, 2003	*Arizona	32	5	11	4	0	1	0	4	0	1	1	0	0	0	1	5	27	9	1	.349
May 24, 2003	*Arizona	40	16	18	15	4	1	3	4	0	0	0	1	0	1	1	5	27	14	2	.351
May 25, 2003	*Arizona	36	15	12	15	4	2	4	9	1	3	0	0	0	0	0	4	27	15	0	.350
May 30, 2003	Central Conn. State	39	14	16	12	2	1	0	7	0	2	1	3	0	1	1	3	27	11	1	.352
May 31, 2003	vs New Mexico State	35	15	11	14	3	0	0	11	1	1	0	4	2	1	1	3	27	5	0	.351
Jun 01, 2003	vs UNLV	45	16	19	14	0	1	1	7	0	3	0	2	0	0	2	8	27	12	1	.352
Totals		2373	673	836	622	156	25	78	399	15	74	27	88	25	45	56	357	1733	705	68	.352



Sun Devil Baseball 2003




Arizona State Team Pitching Game-by-Game Statistics

Date	Opponent	IP	H	R	ER	BB	SO	2B	3B	HR	WP	BK	HBP	DP	IBB	Score	W-L	SV	ERA
Jan 16, 2003	at Hawaii-Hilo	9.0	4	0	0	6	13	0	0	0	0	0	3	0	0	9-0	1-0	0	0.00
Jan 17, 2003	at Hawaii-Hilo	9.0	9	5	5	4	13	3	0	0	0	0	0	0	0	10-5	2-0	1	2.50
Jan 17, 2003	at Hawaii-Hilo	7.0	7	2	2	2	7	1	1	0	0	0	0	0	0	14-2	3-0	1	2.52
Jan 18, 2003	at Hawaii-Hilo	8.0	3	3	0	3	8	1	0	0	0	1	2	3	0	18-3	4-0	1	1.91
Jan 19, 2003	at Hawaii-Hilo	5.0	2	0	0	1	4	1	0	0	0	0	0	0	0	16-0	5-0	1	1.66
Jan 19, 2003	at Hawaii-Hilo	7.0	5	5	5	5	10	3	0	0	0	0	1	1	0	18-5	6-0	1	2.40
Jan 24, 2003	San Diego State	9.0	13	5	5	3	11	4	0	0	2	0	0	0	0	7-5	7-0	2	2.83
Jan 25, 2003	San Diego State	9.0	9	3	3	2	6	1	0	0	1	0	0	1	0	4-3	8-0	2	2.86
Jan 26, 2003	San Diego State	9.0	9	9	9	4	12	2	0	1	0	0	2	0	0	24-9	9-0	2	3.62
Jan 31, 2003	at Long Beach State	8.0	14	11	9	4	6	1	0	0	2	2	3	1	0	5-11	9-1	2	4.28
Feb 01, 2003	at Long Beach State	9.0	3	0	0	1	2	0	0	0	0	0	0	1	0	3-0	10-1	2	3.84
Feb 02, 2003	at Long Beach State	9.0	7	2	0	1	2	2	0	0	0	0	2	0	0	4-2	11-1	3	3.49
Feb 06, 2003	BYU	9.0	9	5	3	6	6	0	1	1	0	0	1	0	0	6-5	12-1	3	3.45
Feb 07, 2003	BYU	9.0	9	6	3	5	8	2	0	2	0	0	1	0	0	17-6	13-1	3	3.41
Feb 08, 2003	BYU	9.0	10	4	4	3	9	1	1	0	0	1	2	0	0	6-4	14-1	3	3.46
Feb 14, 2003	vs Gonzaga	9.0	8	4	2	0	6	1	0	0	2	0	1	2	0	8-4	15-1	3	3.36
Feb 15, 2003	vs Oklahoma State	9.0	9	3	3	6	10	1	1	0	0	0	0	1	0	7-3	16-1	3	3.34
Feb 16, 2003	vs Oregon State	9.0	9	4	4	4	5	0	0	0	1	0	1	1	0	9-4	17-1	3	3.38
Feb 17, 2003	Gonzaga	9.0	13	5	5	5	6	5	0	0	0	1	0	0	0	17-5	18-1	3	3.47
Feb 21, 2003	Dayton	9.0	5	1	0	3	7	0	0	0	0	0	1	0	0	10-1	19-1	3	3.28
Feb 22, 2003	Notre Dame	9.0	6	3	1	6	12	1	0	1	1	0	2	0	0	16-3	20-1	3	3.17
Feb 23, 2003	Notre Dame	9.0	13	8	8	0	6	4	0	2	0	1	1	0	0	14-8	21-1	4	3.40
Feb 28, 2003	Penn State	9.0	6	0	0	1	8	1	0	0	0	0	1	1	0	13-0	22-1	4	3.24
Mar 01, 2003	Penn State	9.0	8	1	1	5	11	1	0	1	0	0	1	1	0	12-1	23-1	4	3.15
Mar 02, 2003	Penn State	9.0	11	7	6	2	8	1	0	1	0	0	0	0	0	11-7	24-1	5	3.27
Mar 06, 2003	CS Northridge	9.0	8	2	2	1	9	1	0	1	1	0	0	0	0	10-2	25-1	5	3.21
Mar 07, 2003	Southern Utah	7.0	5	0	0	2	7	0	0	0	0	0	1	1	0	19-0	26-1	5	3.12
Mar 08, 2003	Utah	9.0	7	4	4	2	16	2	0	1	0	1	1	0	0	6-4	27-1	6	3.15
Mar 09, 2003	CS Northridge	9.0	8	2	2	4	7	1	0	0	0	0	0	0	0	12-2	28-1	6	3.11
Mar 14, 2003	Oklahoma	9.0	9	6	4	4	10	3	0	2	1	0	0	0	0	5-6	28-2	6	3.14
Mar 15, 2003	Oklahoma	9.0	11	3	3	1	10	2	1	1	1	0	0	0	0	10-3	29-2	6	3.13
Mar 16, 2003	Oklahoma	9.0	7	2	1	2	8	0	0	1	0	0	1	1	0	10-2	30-2	6	3.07
Mar 18, 2003	Wichita State	9.0	8	2	0	6	13	1	0	0	3	1	0	0	0	9-2	31-2	6	2.97
Mar 19, 2003	Wichita State	9.0	8	6	6	4	8	0	1	1	0	0	0	1	0	3-6	31-3	6	3.06
Mar 22, 2003	*Stanford	11.0	13	6	6	2	14	2	1	0	0	1	0	1	0	7-6	32-3	6	3.13
Mar 23, 2003	*Stanford	10.0	13	9	9	2	7	3	0	0	1	2	3	0	0	8-9	32-4	6	3.29
Mar 24, 2003	*Stanford	9.0	13	4	4	1	6	1	2	1	1	0	0	2	0	2-4	32-5	6	3.31
Mar 28, 2003	at *USC	9.0	9	4	4	5	8	1	1	0	0	0	2	0	0	11-4	33-5	6	3.32
Mar 29, 2003	at *USC	8.2	11	6	6	2	3	3	1	2	0	2	4	1	1	5-6	33-6	6	3.40
Mar 30, 2003	at *USC	9.0	12	5	5	6	0	2	0	2	1	0	2	2	0	7-5	34-6	7	3.44
Apr 02, 2003	New Mexico	9.0	12	11	7	5	10	4	0	1	1	0	2	0	0	7-11	34-7	7	3.53
Apr 07, 2003	Grand Canyon	9.0	5	2	2	0	11	0	0	1	1	0	1	0	0	10-2	35-7	7	3.49
Apr 11, 2003	at *California	9.0	11	3	2	6	2	2	1	1	0	0	2	2	0	11-3	36-7	7	3.46
Apr 13, 2003	at *California	9.0	5	0	0	7	6	1	0	0	0	0	0	2	0	6-0	37-7	7	3.38
Apr 13, 2003	at *California	9.0	10	1	1	5	6	0	0	0	1	0	0	2	0	10-1	38-7	7	3.32
Apr 17, 2003	*UCLA	9.0	11	9	9	2	12	4	1	2	1	0	2	1	0	8-9	38-8	7	3.45
Apr 18, 2003	*UCLA	13.0	13	8	7	5	16	3	0	2	3	0	1	0	1	7-8	38-9	7	3.49
Apr 19, 2003	*UCLA	9.0	5	1	1	3	8	0	0	1	0	0	0	1	0	17-1	39-9	7	3.44
Apr 25, 2003	*Washington State	9.0	6	0	0	2	9	1	1	0	0	0	1	1	0	21-0	40-9	7	3.37
Apr 26, 2003	*Washington State	10.0	5	3	3	8	10	3	0	1	0	0	0	2	0	5-3	41-9	7	3.35
Apr 27, 2003	*Washington State	9.0	3	0	0	4	7	0	0	0	1	0	0	3	0	25-0	42-9	7	3.29
Apr 30, 2003	at Oklahoma	9.0	11	4	4	3	10	1	1	0	0	1	1	1	0	9-4	43-9	7	3.30
May 06, 2003	UC Irvine	9.0	6	1	1	5	8	1	0	0	0	0	0	1	0	11-1	44-9	7	3.26
May 12, 2003	at *Oregon State	9.0	11	4	3	5	5	1	1	0	0	0	2	1	0	14-4	45-9	7	3.25
May 13, 2003	at *Oregon State	8.0	6	6	6	5	7	1	0	0	2	1	1	0	0	1-6	45-10	7	3.31
May 14, 2003	at *Oregon State	9.0	12	7	4	2	6	0	0	2	0	0	0	1	0	12-7	46-10	7	3.32
May 17, 2003	at *Washington	8.0	6	5	5	4	6	1	0	2	1	0	0	2	0	1-5	46-11	7	3.36
May 18, 2003	at *Washington	9.0	7	3	3	4	2	0	0	2	2	0	1	1	0	11-3	47-11	7	3.35
May 19, 2003	at *Washington	8.0	9	6	6	5	6	1	0	3	0	0	0	2	0	4-6	47-12	7	3.40
May 23, 2003	*Arizona	9.0	6	2	2	2	7	1	1	0	0	0	0	0	0	5-2	48-12	8	3.38
May 24, 2003	*Arizona	9.0	7	0	0	1	6	2	0	0	0	0	1	2	0	16-0	49-12	8	3.32
May 25, 2003	*Arizona	9.0	9	2	2	3	5	1	1	0	1	0	0	0	0	15-2	50-12	8	3.30
May 30, 2003	Central Conn. State	9.0	10	2	1	6	8	0	0	0	0	0	2	3	0	14-2	51-12	9	3.26
May 31, 2003	vs New Mexico State	9.0	4	0	0	5	12	0	1	0	0	0	0	0	0	15-0	52-12	9	3.21
Jun 01, 2003	vs UNLV	9.0	7	1	1	3	5	2	0	0	0	0	0	1	0	16-1	53-12	9	3.18
Totals		577.2	540	238	204	226	512	89	19	39	32	15	56	51	2	673-238	53-12	9	3.18

* = Pac-10 game



Sun Devil Baseball 2003



Sun Devil Statistics During Six-Game Winning Streak

Record: 6-0 Home: 4-0 Away: 0-0 Neutral: 2-0 Pac-10: 3-0

Date	Opposing team	Score	Player	AVG	GP-GS	AB	R	H	2B	3B	HR	RBI	BB	HBP	SO	SB-ATT
*5/23	#15 Arizona	W 5-2	8 Jeremy West.....	.560	6-6	25	11	14	2	1	1	14	6	0	4	0-0
*5/24	#15 Arizona	W 16-0	11 Jeff Larish.....	.500	6-6	22	8	11	4	0	2	9	8	2	2	0-1
*5/25	#15 Arizona	W 15-2	14 Andre Ethier.....	.480	6-6	25	11	12	1	2	3	12	7	0	3	3-4
\$5/30	Central Conn. State	W 14-2	5 Dennis Wyrick....	.478	6-5	23	6	11	3	2	0	10	0	0	1	2-2
\$5/31	vs New Mexico State	W 15-0	39 Tuffy Gosewisch..	.421	6-6	19	5	8	1	0	0	7	2	2	1	0-0
\$6/1	vs #15 UNLV	W 16-1	2 Dustin Pedroia...	.414	6-6	29	14	12	2	1	0	4	4	0	0	1-1
			20 Nick Walsh.....	.375	6-5	16	7	6	0	0	0	4	3	3	4	1-1
			31 Ryan Bosch.....	.286	6-1	7	5	2	0	0	1	1	1	1	1	1-1
			32 Frank Mesa.....	.250	6-3	12	3	3	0	0	0	1	1	0	4	0-0
			4 Travis Buck.....	.211	5-5	19	5	4	0	0	0	2	5	1	1	2-2
			30 Mike Guerrero....	.167	3-1	6	2	1	0	0	0	4	2	0	2	0-0
			9 Steve Garabrants	.158	4-4	19	4	3	0	0	1	6	2	1	4	0-0
			27 Bryce Kartler....	.000	2-0	2	0	0	0	0	0	0	0	0	1	0-0
			19 Joel Bocchi.....	.000	4-0	2	0	0	0	0	0	0	1	0	0	0-0
			60 Garrett Schoenber	.000	1-0	1	0	0	0	0	0	0	0	0	0	0-0
			Totals.....	.383	6-6	227	81	87	13	6	8	74	42	10	28	10-12
			Opponents.....	.223	6-6	193	7	43	6	3	0	6	20	3	43	3-7

LOB - Team (53), Opp (49). DPs turned - Team (7), Opp (8). IBB - Team (2), Ethier 2.

Player	ERA	W-L	APP	GS	CG	SHO/CBO	SV	IP	H	R	ER	BB	SO
45 Erik Averill.....	0.00	1-0	2	1	0	0/1	0	9.0	8	0	0	1	7
3 Javy Lopez.....	0.00	0-0	2	0	0	0/0	1	4.0	4	0	0	2	1
47 Jered Liebeck....	0.00	1-0	2	0	0	0/0	0	3.0	2	0	0	1	3
48 Carlos Arguello..	0.00	1-0	2	0	0	0/1	0	2.2	0	0	0	0	3
15 Robbie McClellan.	0.00	0-0	2	0	0	0/1	0	2.0	1	0	0	0	3
27 Bryce Kartler....	0.00	0-0	2	0	0	0/1	0	1.2	1	0	0	2	0
26 Beau Vaughan.....	0.87	2-0	2	2	0	0/1	0	10.1	8	1	1	4	10
41 Mark Sopko.....	1.50	0-0	2	1	0	0/1	0	6.0	7	2	1	3	4
40 Ben Thurmond.....	1.59	1-0	2	2	0	0/0	0	11.1	8	2	2	5	7
12 Ryan Schroyer....	3.86	0-0	3	0	0	0/1	1	2.1	4	1	1	0	3
49 Brett Bordes.....	5.40	0-0	2	0	0	0/0	0	1.2	0	1	1	2	2
Totals.....	1.00	6-0	6	6	0	2/2	2	54.0	43	7	6	20	43
Opponents.....	13.50	0-6	6	6	0	0/0	0	50.0	87	81	75	42	28

PB - Team (0), Opp (1). SBA/ATT - Gosewisch (2-5), Thurmond (1-3), Vaughan (0-1), Sopko (0-1), Averill (1-1), Liebeck (1-1), Bocchi (1-1).

Score by innings	1	2	3	4	5	6	7	8	9	Total
Arizona State	19	7	10	2	8	8	12	3	12	81
Opponents	0	1	2	0	2	1	0	0	1	7

Win-loss breakouts: Day 3-0; Night 3-0; vs Left 1-0; vs Right 5-0;
 1-Run games 0-0; 2-Run games 0-0; 5+Run games 5-0; Extra inns 0-0; Shutouts 2-0.
 Current streak: Won 6; Longest winning streak: 6; Longest losing streak: 0.
 Attendance: Home 14255 (avg 3563); Away 4969 (avg 2484); Total 19224 (avg 3204).

* = Pac-10 game

\$ = NCAA Regional (Tempe Diablo Stadium)



Sun Devil Baseball 2003

Sun Devil Statistics in Pac-10 Games (16-8)

Record: 16-8 Home: 8-4 Away: 8-4 Pac-10: 16-8

Date	Opposing team	Score	Player	AVG	GP-GS	AB	R	H	2B	3B	HR	RBI	BB	HBP	SO	SB-ATT
*3/22	#6 Stanford	W 7-6	12 Ryan Schroyer....	1.000	1-0	1	1	1	0	0	0	0	0	0	0	0-0
*3/23	#6 Stanford	8-9 L	8 Jeremy West.....	.429	20-17	70	19	30	3	1	6	25	15	3	14	0-0
*3/24	#7 Stanford	2-4 L	14 Andre Ethier.....	.413	24-24	104	26	43	7	3	8	34	15	3	12	2-4
*3/28	at USC	W 11-4	20 Nick Walsh.....	.410	20-13	61	16	25	5	1	0	15	8	1	8	1-3
*3/29	at USC	5-6 L	2 Dustin Pedroia...	.409	24-24	110	32	45	10	1	1	17	17	2	4	2-5
*3/30	at USC	W 7-5	4 Travis Buck.....	.365	23-23	85	20	31	5	0	2	17	12	5	10	6-7
*4/11	at California	W 11-3	11 Jeff Larish.....	.337	24-24	95	27	32	9	0	4	25	28	1	17	1-3
*4/13	at California	W 6-0	5 Dennis Wyrick....	.329	21-15	76	11	25	3	2	0	13	1	2	14	0-1
*4/13	at California	W 10-1	9 Steve Garabrants	.329	20-19	73	19	24	3	1	2	15	6	2	15	8-10
*4/17	UCLA	8-9 L	32 Frank Mesa.....	.328	20-12	58	10	19	1	1	0	9	5	1	12	0-1
*4/18	UCLA	7-8 L	39 Tuffy Gosewisch..	.311	24-22	61	19	19	6	0	2	19	12	7	13	1-1
*4/19	UCLA	W 17-1	10 Rod Allen.....	.259	13-6	27	7	7	0	1	1	6	4	0	2	1-1
*4/25	Washington State	W 21-0	30 Mike Guerrero....	.238	16-7	42	6	10	1	0	1	9	4	0	11	0-0
*4/26	Washington State	W 5-3	31 Ryan Bosch.....	.212	21-8	33	8	7	0	0	3	6	2	0	14	2-2
*4/27	Washington State	W 25-0	19 Joel Bocchi.....	.167	15-2	18	5	3	0	0	0	1	3	2	7	0-0
*5/12	at Oregon State	W 14-4	27 Bryce Kartler....	.143	6-0	7	2	1	0	0	0	0	2	0	2	1-1
*5/13	at Oregon State	1-6 L	60 Garrett Schoenber	.000	1-0	1	0	0	0	0	0	0	0	0	0	0-0
*5/14	at Oregon State	W 12-7														
*5/17	at Washington	1-5 L	Totals.....	.349	24-24	922	229	322	53	11	30	211	134	29	155	25-39
*5/18	at Washington	W 11-3	Opponents.....	.257	24-24	828	94	213	34	11	21	88	91	22	164	20-29
*5/19	at Washington	4-6 L														
*5/23	#15 Arizona	W 5-2	LOB - Team (227), Opp (196). DPs turned - Team (33), Opp (35). IBB - Team (8),													
*5/24	#15 Arizona	W 16-0	Larish 5, Buck 1, Ethier 1, Walsh 1, Opp (2).													
*5/25	#15 Arizona	W 15-2														

Player	ERA	W-L	APP	GS	CG	SHO/CBO	SV	IP	H	R	ER	BB	SO
27 Bryce Kartler....	0.00	0-0	10	0	0	0/1	0	6.2	5	0	0	4	5
3 Javy Lopez.....	0.00	0-0	3	0	0	0/1	0	3.2	6	0	0	1	0
38 Josh Perrault....	0.00	0-0	2	0	0	0/0	0	2.0	0	0	0	1	3
12 Ryan Schroyer....	2.66	2-2	11	0	0	0/0	2	23.2	24	7	7	13	19
40 Ben Thurmond....	2.68	2-0	8	8	0	0/2	0	37.0	36	12	11	16	25
49 Brett Bordes.....	2.79	1-1	12	0	0	0/1	0	9.2	8	5	3	12	6
48 Carlos Arguello..	3.09	3-0	10	0	0	0/0	0	11.2	6	5	4	7	9
41 Mark Sopko.....	3.18	0-1	9	0	0	0/2	0	11.1	7	5	4	4	8
47 Jered Liebeck....	3.47	1-0	8	4	0	0/0	0	23.1	21	9	9	6	17
15 Robbie McClellan.	3.54	2-0	8	1	0	0/2	0	20.1	18	9	8	7	13
45 Erik Averill.....	5.23	2-1	7	6	0	0/2	0	32.2	42	19	19	6	19
26 Beau Vaughan....	5.35	3-3	8	5	0	0/2	0	38.2	40	23	23	14	40
Totals.....	3.59	16-8	24	24	0	4/4	2	220.2	213	94	88	91	164
Opponents.....	8.53	8-16	24	24	2	0/0	4	217.1	322	229	206	134	155

PB - Team (1), Gosewisch 1, Opp (7). Pickoffs - Team (1), McClellan 1. SBA/ATT - Gosewisch (13-18), Bocchi (6-8), Thurmond (2-6), Vaughan (4-6), Liebeck (4-4), McClellan (4-4), Sopko (2-3), Averill (2-3), Schroyer (2-2), West (1-1), Bordes (0-1).

Score by innings	1	2	3	4	5	6	7	8	9	EX	Total
Arizona State	34	29	26	21	14	30	24	34	12	5	229
Opponents	5	14	15	10	10	17	7	4	8	4	94

Win-loss breakouts: Day 10-5; Night 6-3; vs Left 4-4; vs Right 12-4;
 1-Run games 1-4; 2-Run games 2-2; 5+Run games 12-1; Extra inns 2-2; Shutouts 4-0.
 Current streak: Won 3; Longest winning streak: 5; Longest losing streak: 2.
 Attendance: Home 36333 (avg 3027); Away 9533 (avg 794); Total 45866 (avg 1911).

* = Pac-10 game



Sun Devil Baseball 2003

Sun Devil Statistics in Non-Conference Games (37-4)

Record: 37-4 Home: 23-3 Away: 9-1 Neutral: 5-0 Pac-10: 0-0

Date	Opposing team	Score	Player	AVG	GP-GS	AB	R	H	2B	3B	HR	RBI	BB	HBP	SO	SB-ATT
1/16	at Hawaii-Hilo	W 9-0	30 Mike Guerrero....	.462	29-7	52	17	24	11	2	1	21	5	2	7	0-0
1/17	at Hawaii-Hilo	W 10-5	2 Dustin Pedroia...	.431	41-41	174	51	75	24	2	3	35	19	4	9	1-2
1/17	at Hawaii-Hilo	W 14-2	11 Jeff Larish.....	.398	38-37	128	52	51	9	2	13	67	49	5	22	2-2
1/18	at Hawaii-Hilo	W 18-3	32 Frank Mesa.....	.395	33-23	81	29	32	5	0	1	14	18	1	7	2-2
1/19	at Hawaii-Hilo	W 16-0	5 Dennis Wyrick....	.379	34-17	87	25	33	5	2	1	21	9	5	11	7-7
1/19	at Hawaii-Hilo	W 18-5	39 Tuffy Gosewisch..	.378	32-20	74	22	28	3	0	0	21	9	2	6	1-1
1/24	San Diego State	W 7-5	8 Jeremy West.....	.358	40-35	120	44	43	5	0	11	46	30	9	19	2-4
1/25	San Diego State	W 4-3	19 Joel Bocchi.....	.358	28-20	67	12	24	7	0	2	20	8	2	16	1-1
1/26	San Diego State	W 24-9	14 Andre Ethier.....	.345	41-40	145	47	50	5	1	1	32	36	6	17	5-7
1/31	at #13 Long Beach State	5-11 L	9 Steve Garabrants	.336	40-37	134	37	45	13	2	6	44	19	3	21	15-18
2/1	at #13 Long Beach State	W 3-0	4 Travis Buck.....	.322	40-39	143	39	46	8	3	2	28	22	6	17	6-7
2/2	at #13 Long Beach State	W 4-2	10 Rod Allen.....	.319	33-22	91	24	29	4	0	5	35	8	4	12	2-4
2/6	BYU	W 6-5	20 Nick Walsh.....	.286	33-10	49	18	14	1	0	0	8	11	7	5	2-2
2/7	BYU	W 17-6	31 Ryan Bosch.....	.207	37-20	82	22	17	2	0	2	18	12	2	22	3-5
2/8	BYU	W 6-4														
^2/14	vs Gonzaga	W 8-4	Totals.....	.354	41-41	1451	444	514	103	14	48	411	265	59	202	49-62
^2/15	vs Oklahoma State	W 7-3	Opponents.....	.244	41-41	1338	144	327	55	8	18	136	135	34	348	26-44
^2/16	vs Oregon State	W 9-4														
2/17	Gonzaga	W 17-5	LOB - Team (381), Opp (327). DPs turned - Team (30), Opp (39). CI - Team (2), West 1, Bocchi 1. IBB - Team (7), West 3, Ethier 2, Pedroia 1, Mesa 1. Picked off -													
2/21	Dayton	W 10-1	Allen 1, Garabrants 1, Gosewisch 1.													
2/22	#11 Notre Dame	W 16-3	Player	ERA	W-L	APP	GS	CG	SHO/CBO	SV	IP	H	R	ER	BB	SO
2/23	#11 Notre Dame	W 14-8														
2/28	Penn State	W 13-0														
3/1	Penn State	W 12-1														
3/2	Penn State	W 11-7	45 Erik Averill.....	2.11	6-0	12	8	0	0/1	0	47.0	36	17	11	12	34
#3/6	CS Northridge	W 10-2	41 Mark Sopko.....	2.16	3-1	15	7	0	0/3	0	41.2	45	11	10	9	34
#3/7	Southern Utah	W 19-0	47 Jered Liebeck....	2.18	7-0	12	9	1	1/1	0	53.2	53	16	13	17	36
#3/8	Utah	W 6-4	40 Ben Thurmond....	2.68	5-0	11	7	0	0/1	0	37.0	35	14	11	8	32
#3/9	CS Northridge	W 12-2	15 Robbie McClellan.	3.31	5-0	18	3	0	0/2	0	35.1	31	13	13	25	42
3/14	#30 Oklahoma	5-6 L	26 Beau Vaughan.....	3.59	7-2	17	4	0	0/2	0	52.2	44	30	21	19	65
3/15	#30 Oklahoma	W 10-3														
3/16	#30 Oklahoma	W 10-2	Totals.....	2.92	37-4	41	41	1	6/5	7	357.0	327	144	116	135	348
3/18	#29 Wichita State	W 9-2	Opponents.....	9.78	4-37	41	41	0	0/0	2	332.1	514	444	361	265	202
3/19	#29 Wichita State	3-6 L														
4/2	New Mexico	7-11 L	PB - Team (6), Bocchi 4, Gosewisch 2, Opp (8). Pickoffs - Team (5), Thurmond 2,													
4/7	Grand Canyon	W 10-2	Vaughan 1, Sopko 1, Liebeck 1, Opp (3). SBA/ATT - Bocchi (11-19), Gosewisch													
4/30	at Oklahoma	W 9-4	(8-14), Liebeck (4-12), Sopko (5-8), Vaughan (4-7), McClellan (3-5), West (5-5),													
5/6	UC Irvine	W 11-1	Averill (4-5), Lopez, J. (2-3), Thurmond (2-2), Leaf (1-1), Arguello (1-1).													
\$5/30	Central Conn. State	W 14-2														
\$5/31	vs New Mexico State	W 15-0	Score by innings	1	2	3	4	5	6	7	8	9	Total			
\$6/1	vs #15 UNLV	W 16-1	-----	--	--	--	--	--	--	--	--	--	-----			
			Arizona State	59	34	55	61	65	50	54	46	20	444			
			Opponents	12	12	27	12	10	27	25	10	9	144			

Win-loss breakouts: Day 18-1; Night 19-3; vs Left 5-2; vs Right 32-2;
 1-Run games 2-1; 2-Run games 4-0; 5+Run games 27-1; Extra inns 0-0; Shutouts 6-0.
 Current streak: Won 6; Longest winning streak: 19; Longest losing streak: 2.
 Attendance: Home 72278 (avg 2779); Away 15467 (avg 1031); Total 87745 (avg 2140).

^ = Coca-Cola Spring Training Classic (Surprise, Ariz.)

= Bob Schaefer Memorial Classic (Tempe, Ariz.)

\$ = NCAA Regional (Tempe Diablo Stadium)



Sun Devil Baseball 2003

Sun Devil Statistics in Games at Home in 2003 (31-7)

Record: 31-7 Home: 31-7 Away: 0-0 Pac-10: 8-4

Date	Opposing team	Score	Player	AVG	GP-GS	AB	R	H	2B	3B	HR	RBI	BB	HBP	SO	SB-ATT
1/24	San Diego State	W 7-5	2 Dustin Pedroia...	.432	38-38	169	51	73	20	1	2	27	24	2	6	1-3
1/25	San Diego State	W 4-3	8 Jeremy West.....	.430	37-32	114	44	49	5	1	15	58	31	9	20	1-3
1/26	San Diego State	W 24-9	20 Nick Walsh.....	.406	34-11	64	25	26	5	1	0	16	14	4	9	1-1
2/6	BYU	W 6-5	5 Dennis Wyrick....	.404	31-17	89	24	36	6	4	0	18	5	7	5	5-6
2/7	BYU	W 17-6	32 Frank Mesa.....	.387	35-23	93	30	36	4	1	1	16	15	1	9	2-3
2/8	BYU	W 6-4	11 Jeff Larish.....	.382	35-34	131	51	50	12	2	13	59	43	3	20	1-2
2/17	Gonzaga	W 17-5	14 Andre Ethier.....	.360	38-37	150	41	54	7	4	7	42	28	4	16	3-4
2/21	Dayton	W 10-1	39 Tuffy Gosewisch..	.357	34-24	70	21	25	5	0	1	25	11	6	6	1-1
2/22	#11 Notre Dame	W 16-3	30 Mike Guerrero....	.333	27-9	57	13	19	9	0	1	17	5	2	12	0-0
2/23	#11 Notre Dame	W 14-8	9 Steve Garabrants	.313	35-33	115	34	36	10	1	7	41	17	4	18	12-13
2/28	Penn State	W 13-0	4 Travis Buck.....	.311	37-36	135	33	42	7	2	3	24	16	8	16	4-5
3/1	Penn State	W 12-1	10 Rod Allen.....	.306	30-17	72	20	22	2	1	2	14	8	2	10	3-4
3/2	Penn State	W 11-7	19 Joel Bocchi.....	.278	29-13	54	11	15	5	0	1	14	8	3	16	0-0
#3/6	CS Northridge	W 10-2	31 Ryan Bosch.....	.209	34-17	67	18	14	1	0	3	13	10	1	16	4-5
#3/7	Southern Utah	W 19-0														
#3/8	Utah	W 6-4	Totals.....	.355	38-38	1399	419	497	98	18	56	384	241	57	190	39-51
#3/9	CS Northridge	W 12-2	Opponents.....	.248	38-38	1326	144	329	59	11	25	139	122	28	342	34-53
3/14	#30 Oklahoma	5-6 L														
3/15	#30 Oklahoma	W 10-3	LOB - Team (355), Opp (312). DPs turned - Team (27), Opp (47). CI - Team (2), Bocchi 1, West 1. IBB - Team (9), West 3, Larish 2, Ethier 2, Pedroia 1, Walsh 1, Opp (1). Picked off - Garabrants 1.													
3/16	#30 Oklahoma	W 10-2														
3/18	#29 Wichita State	W 9-2														
3/19	#29 Wichita State	3-6 L														
*3/22	#6 Stanford	W 7-6	Player	ERA	W-L	APP	GS	CG	SHO/CBO	SV	IP	H	R	ER	BB	SO
*3/23	#6 Stanford	8-9 L														
*3/24	#7 Stanford	2-4 L	12 Ryan Schroyer....	1.37	4-1	18	0	0	0/0	5	26.1	18	5	4	11	33
4/2	New Mexico	7-11 L	48 Carlos Arguello..	1.59	2-0	11	0	0	0/2	0	11.1	4	3	2	2	14
4/7	Grand Canyon	W 10-2	3 Javy Lopez.....	1.84	1-0	10	0	0	0/1	1	14.2	18	3	3	3	5
*4/17	UCLA	8-9 L	40 Ben Thurmond....	2.42	6-0	12	9	0	0/1	0	52.0	46	15	14	10	48
*4/18	UCLA	7-8 L	47 Jered Liebeck....	2.54	4-0	13	8	0	0/1	0	46.0	48	16	13	14	37
*4/19	UCLA	W 17-1	45 Erik Averill.....	3.38	5-0	12	8	0	0/3	0	42.2	44	18	16	9	35
*4/25	Washington State	W 21-0	15 Robbie McClellan.	3.52	3-0	17	4	0	0/2	0	38.1	37	16	15	23	47
*4/26	Washington State	W 5-3	49 Brett Bordes.....	3.52	0-1	16	0	0	0/1	0	15.1	10	6	6	14	18
*4/27	Washington State	W 25-0	41 Mark Sopko.....	3.90	1-2	16	4	0	0/3	0	32.1	39	15	14	8	24
5/6	UC Irvine	W 11-1	26 Beau Vaughan.....	4.07	5-2	14	4	0	0/1	0	48.2	45	31	22	15	58
*5/23	#15 Arizona	W 5-2	27 Bryce Kartler....	9.90	0-0	13	0	0	0/1	0	10.0	12	11	11	8	13
*5/24	#15 Arizona	W 16-0														
*5/25	#15 Arizona	W 15-2	Totals.....	3.21	31-7	38	38	0	5/5	6	348.0	329	144	124	122	342
\$5/30	Central Conn. State	W 14-2	Opponents.....	9.74	7-31	38	38	1	0/0	4	318.2	497	419	345	241	190

PB - Team (5), Bocchi 3, Gosewisch 2, Opp (8). Pickoffs - Team (5), Vaughan 1, Thurmond 1, Sopko 1, Liebeck 1, McClellan 1, Opp (1). SBA/ATT - Gosewisch (14-24), Bocchi (14-19), Liebeck (6-10), Vaughan (6-10), Sopko (6-9), Thurmond (4-7), McClellan (5-7), West (5-5), Averill (4-5), Lopez, J. (2-3), Bordes (0-1), Schroyer (1-1).

Score by innings	1	2	3	4	5	6	7	8	9	EX	Total
Arizona State	64	30	57	37	54	61	46	58	7	5	419
Opponents	11	15	24	14	9	28	18	9	12	4	144

Win-loss breakouts: Day 11-3; Night 20-4; vs Left 6-4; vs Right 25-3;
1-Run games 3-4; 2-Run games 4-1; 5+Run games 22-0; Extra inns 2-2; Shutouts 5-0.
Current streak: Won 9; Longest winning streak: 17; Longest losing streak: 3.
Attendance: Home 108611 (avg 2858); Away 0 (avg 0); Total 108611 (avg 2858).

* = Pac-10 game

= Bob Schaefer Memorial Classic (Tempe, Ariz.)



Sun Devil Baseball 2003

Sun Devil Statistics in Games on the Road in 2003 (17-5)

Record: 17-5 Home: 0-0 Away: 17-5 Pac-10: 8-4

Date	Opposing team	Score	Player	AVG	GP-GS	AB	R	H	2B	3B	HR	RBI	BB	HBP	SO	SB-ATT
1/16	at Hawaii-Hilo	W 9-0	12 Ryan Schroyer....	1.000	1-0	1	1	1	0	0	0	0	0	0	0	0-0
1/17	at Hawaii-Hilo	W 10-5	16 Nick Cadena.....	.500	4-0	6	2	3	1	0	0	1	2	0	0	0-0
1/17	at Hawaii-Hilo	W 14-2	19 Joel Bocchi.....	.423	11-7	26	5	11	2	0	1	7	2	1	5	1-1
1/18	at Hawaii-Hilo	W 18-3	30 Mike Guerrero....	.406	14-4	32	9	13	2	2	1	10	2	0	6	0-0
1/19	at Hawaii-Hilo	W 16-0	14 Andre Ethier.....	.405	22-22	79	23	32	5	0	2	21	18	4	9	3-6
1/19	at Hawaii-Hilo	W 18-5	2 Dustin Pedroia...	.402	22-22	92	22	37	12	0	1	19	9	4	4	2-4
1/31	at #13 Long Beach State	5-11 L	9 Steve Garabrants	.400	20-18	70	18	28	6	1	0	13	6	0	14	9-12
2/1	at #13 Long Beach State	W 3-0	4 Travis Buck.....	.385	22-22	78	21	30	4	1	1	17	12	3	10	6-7
2/2	at #13 Long Beach State	W 4-2	11 Jeff Larish.....	.368	22-22	76	22	28	6	0	3	24	26	2	16	2-3
*3/28	at USC	W 11-4	32 Frank Mesa.....	.357	15-11	42	9	15	2	0	0	6	7	1	9	0-0
*3/29	at USC	5-6 L	39 Tuffy Gosewisch..	.327	19-15	55	16	18	4	0	1	12	7	2	12	1-1
*3/30	at USC	W 7-5	8 Jeremy West.....	.298	18-16	57	14	17	2	0	2	8	11	2	10	1-1
*4/11	at California	W 11-3	10 Rod Allen.....	.282	13-9	39	10	11	2	0	3	22	4	1	4	0-0
*4/13	at California	W 6-0	20 Nick Walsh.....	.268	16-10	41	6	11	1	0	0	5	2	2	3	1-3
*4/13	at California	W 10-1	5 Dennis Wyrick....	.250	20-11	60	10	15	1	0	1	11	3	0	17	0-0
4/30	at Oklahoma	W 9-4	31 Ryan Bosch.....	.205	19-9	39	8	8	1	0	2	10	3	0	16	1-1
*5/12	at Oregon State	W 14-4	27 Bryce Kartler....	.167	5-1	6	3	1	0	0	0	0	4	0	2	0-0
*5/13	at Oregon State	1-6 L	40 Ben Thurmond....	.000	1-0	1	0	0	0	0	0	0	0	0	0	0-0
*5/14	at Oregon State	W 12-7														
*5/17	at Washington	1-5 L	Totals.....	.349	22-22	800	199	279	51	4	18	186	118	22	137	27-39
*5/18	at Washington	W 11-3	Opponents.....	.255	22-22	683	82	174	26	6	14	75	86	26	132	11-15
*5/19	at Washington	4-6 L														

LOB - Team (203), Opp (173). DPs turned - Team (31), Opp (22). IBB - Team (5), Larish 3, Mesa 1, Buck 1, Opp (1). Picked off - Gosewisch 1, Allen 1.

Player	ERA	W-L	APP	GS	CG	SHO/CBO	SV	IP	H	R	ER	BB	SO
41 Mark Sopko.....	0.00	1-0	7	3	0	0/2	0	13.2	10	1	0	5	13
27 Bryce Kartler....	0.00	0-0	8	1	0	0/0	0	8.0	4	0	0	3	11
3 Javy Lopez.....	0.00	0-0	3	0	0	0/1	0	2.2	3	0	0	1	2
55 Chris Beatty....	0.00	0-0	2	0	0	0/1	0	1.0	2	0	0	1	2
38 Josh Perrault....	0.00	0-0	1	0	0	0/0	0	1.0	0	0	0	1	2
31 Ryan Bosch.....	0.00	0-0	1	0	0	0/0	0	0.2	2	1	0	1	1
12 Ryan Schroyer....	1.69	1-1	8	0	0	0/0	3	16.0	17	3	3	8	15
47 Jered Liebeck....	2.08	3-0	6	4	1	1/0	0	26.0	20	6	6	6	15
15 Robbie McClellan.	2.87	4-0	7	0	0	0/1	0	15.2	11	5	5	9	7
49 Brett Bordes.....	3.52	1-0	8	0	0	0/1	0	7.2	9	5	3	9	5
45 Erik Averill.....	3.60	3-1	6	6	0	0/0	0	35.0	33	18	14	9	17
40 Ben Thurmond....	3.60	0-0	5	4	0	0/2	0	15.0	17	7	6	11	6
26 Beau Vaughan....	6.03	3-3	9	3	0	0/2	0	31.1	30	21	21	12	31
22 Matt Leaf.....	9.00	0-0	1	1	0	0/0	0	2.0	3	2	2	2	0
48 Carlos Arguello..	10.00	1-0	9	0	0	0/0	0	9.0	13	13	10	8	5
Totals.....	3.41	17-5	22	22	1	4/3	3	184.2	174	82	70	86	132
Opponents.....	8.33	5-17	22	22	1	0/0	2	189.0	279	199	175	118	137

PB - Team (2), Bocchi 1, Gosewisch 1, Opp (7). Pickoffs - Team (1), Thurmond 1, Opp (2). SBA/ATT - Gosewisch (7-8), Bocchi (3-5), Averill (2-3), Liebeck (2-3), Vaughan (2-2), McClellan (2-2), Sopko (1-2), Schroyer (1-1), Arguello (1-1), Thurmond (0-1).

Score by innings	1	2	3	4	5	6	7	8	9	Total
-----	---	---	---	---	---	---	---	---	---	-----
Arizona State	21	31	14	43	11	15	30	21	13	199
Opponents	4	9	16	7	11	15	12	4	4	82

Win-loss breakouts: Day 13-3; Night 4-2; vs Left 2-2; vs Right 15-3;
 1-Run games 0-1; 2-Run games 2-1; 5+Run games 14-2; Extra inns 0-0; Shutouts 4-0.
 Current streak: Lost 1; Longest winning streak: 6; Longest losing streak: 1.
 Attendance: Home 0 (avg 0); Away 16339 (avg 742); Total 16339 (avg 742).



Sun Devil Baseball 2003

Sun Devil Statistics in Games at Neutral Site (5-0)

Record: 5-0 Home: 0-0 Away: 0-0 Neutral: 5-0 Pac-10: 0-0

Date	Opposing team	Score	Player	AVG	GP-GS	AB	R	H	2B	3B	HR	RBI	BB	HBP	SO	SB-ATT
^2/14	vs Gonzaga	W 8-4	5 Dennis Wyrick....	.500	4-4	14	2	7	1	0	0	5	2	0	3	2-2
^2/15	vs Oklahoma State	W 7-3	2 Dustin Pedroia...	.435	5-5	23	10	10	2	2	1	6	3	0	3	0-0
^2/16	vs Oregon State	W 9-4	10 Rod Allen.....	.429	3-2	7	1	3	0	0	1	5	0	1	0	0-1
\$5/31	vs New Mexico State	W 15-0	39 Tuffy Gosewisch..	.400	3-3	10	4	4	0	0	0	3	3	1	1	0-0
\$6/1	vs #15 UNLV	W 16-1	20 Nick Walsh.....	.400	3-2	5	3	2	0	0	0	2	3	2	1	1-1
			30 Mike Guerrero....	.400	4-1	5	1	2	1	0	0	3	2	0	0	0-0
			8 Jeremy West.....	.368	5-4	19	5	7	1	0	0	5	3	1	3	0-0
			14 Andre Ethier.....	.350	5-5	20	9	7	0	0	0	3	5	1	4	1-1
			4 Travis Buck.....	.333	4-4	15	5	5	2	0	0	4	6	0	1	2-2
			11 Jeff Larish.....	.312	5-5	16	6	5	0	0	1	9	8	1	3	0-0
			9 Steve Garabrants	.227	5-5	22	4	5	0	1	1	5	2	1	4	2-3
			31 Ryan Bosch.....	.222	5-2	9	4	2	0	0	0	1	1	1	4	0-1
			19 Joel Bocchi.....	.200	3-2	5	1	1	0	0	0	0	1	0	2	0-0
			32 Frank Mesa.....	.000	3-1	4	0	0	0	0	0	1	1	0	1	0-0
			Totals.....	.345	5-5	174	55	60	7	3	4	52	40	9	30	8-11
			Opponents.....	.236	5-5	157	12	37	4	2	0	10	18	2	38	1-5

LOB - Team (50), Opp (38). DPs turned - Team (5), Opp (5). IBB - Team (1), Ethier 1.

Player	ERA	W-L	APP	GS	CG	SHO/CBO	SV	IP	H	R	ER	BB	SO
41 Mark Sopko.....	0.00	1-0	1	0	0	0/0	0	7.0	3	0	0	0	5
48 Carlos Arguello..	0.00	0-0	2	0	0	0/1	0	2.0	1	0	0	0	4
45 Erik Averill.....	0.00	0-0	1	0	0	0/0	0	2.0	1	0	0	0	1
27 Bryce Kartler....	0.00	0-0	3	0	0	0/1	0	1.2	0	0	0	2	1
22 Matt Leaf.....	0.00	0-0	1	0	0	0/0	0	1.0	1	0	0	0	1
26 Beau Vaughan.....	0.79	2-0	2	2	0	0/1	0	11.1	9	1	1	6	16
40 Ben Thurmond.....	2.57	1-0	2	2	0	0/0	0	7.0	8	4	2	3	3
49 Brett Bordes.....	3.00	0-0	2	0	0	0/0	0	3.0	2	1	1	3	3
12 Ryan Schroyer....	3.86	0-0	3	0	0	0/1	0	2.1	4	1	1	0	2
47 Jered Liebeck....	5.40	1-0	1	1	0	0/0	0	5.0	6	3	3	3	1
15 Robbie McClellan.	5.40	0-0	2	0	0	0/1	0	1.2	1	1	1	0	1
3 Javy Lopez.....	9.00	0-0	2	0	0	0/0	0	1.0	1	1	1	1	0
Totals.....	2.00	5-0	5	5	0	1/1	0	45.0	37	12	10	18	38
Opponents.....	10.07	0-5	5	5	0	0/0	0	42.0	60	55	47	40	30

SBA/ATT - Liebeck (0-3), Bocchi (0-3), Vaughan (0-1), West (1-1), Leaf (1-1).

Score by innings	1	2	3	4	5	6	7	8	9	Total
-----	--	--	--	--	--	--	--	--	--	-----
Arizona State	8	2	10	2	14	4	2	1	12	55
Opponents	2	2	2	1	0	1	2	1	1	12


Win-loss breakouts: Day 4-0; Night 1-0; vs Left 1-0; vs Right 4-0;
 1-Run games 0-0; 2-Run games 0-0; 5+Run games 3-0; Extra inns 0-0; Shutouts 1-0.
 Current streak: Won 5; Longest winning streak: 5; Longest losing streak: 0.
 Attendance: Home 0 (avg 0); Away 8661 (avg 1732); Total 8661 (avg 1732).

^ = Coca-Cola Spring Training Classic (Surprise, Ariz.)

\$ = NCAA Regional (Tempe Diablo Stadium)



Sun Devil Baseball 2003



Last Time it Happened in Sun Devil Baseball...

(Through 65 Games of 2003)

Hitting Categories:

A SUN DEVIL HIT A GRAND SLAM: Jeremy West and Steve Garrabrants, May 25, 2003 vs. Arizona (Packard Stadium)
HIT A WALK-OFF HOME RUN: Jeremy West, April 26, 2003 vs. Washington State (2-Run HR in 10th inning)
A SUN DEVIL LED OFF A GAME WITH A HR: Dustin Pedroia, May 18, 2003 at Washington (second pitch of game)
A SUN DEVIL HIT FOR THE CYCLE: Travis Buck, March 7, 2003 vs. Southern Utah (19-0 win)
THE DEVILS HIT FOR THE CYCLE TO OPEN A GAME: April 27, 2003 vs. Washington State in first inning (HR/2B/1B/3B)
THE DEVILS HIT BACK-TO-BACK HOME RUNS: Steve Garrabrants and Andre Ethier, May 25, 2003 vs. Arizona (7th Inning)
A SUN DEVIL HIT TWO HOME RUNS IN ONE GAME: Andre Ethier, May 15, 2003 vs. Arizona
A SUN DEVIL HIT THREE HOME RUNS IN A GAME: Jeremy West, April 27, 2003 vs. Washington State
A SUN DEVIL HAD 5 HITS IN A GAME: Jeremy West, April 27, 2003 vs. Washington State (5-for-7, 3 HR)
A SUN DEVIL HAD 6 HITS IN A GAME: Nick Walsh, April 27, 2003 vs. Washington State (6-for-6, 7 RBI, 3 2B)
A SUN DEVIL HAD 7 HITS IN A GAME: Jerry Mantlo, Feb. 6, 1972, vs. Michigan
A SUN DEVIL HAD 3 DOUBLES IN A GAME: Nick Walsh, April 27, 2003 vs. Washington State
A SUN DEVIL HAD 4 DOUBLES IN A GAME: Jeff Larish, May 25, 2003 vs. Arizona
A SUN DEVIL HIT 2 TRIPLES IN A GAME: Mel Stocker, May 13, 2000, vs. Washington (Packard Stadium)
A SUN DEVIL HAD 7 RBI IN A GAME: Nick Walsh, April 27, 2003 vs. Washington State
A SUN DEVIL HAD 8 RBI IN A GAME: Jeremy West, May 15, 2002 vs. Portland (Hohokam Park)
A SUN DEVIL HAD 9 RBI IN A GAME: Jeremy West, April 27, 2003 vs. Washington State
A SUN DEVIL STOLE 4 BASES IN A GAME: Mel Stocker, Feb. 1, 2001, vs. Southern Utah (Packard Stadium)
A SUN DEVIL STRAIGHT STEAL OF HOME: Dustin Pedroia, Feb. 3, 2002 vs. Southern Utah (Hohokam Park, 3rd inning)
A SUN DEVIL STRUCK OUT FOUR OR MORE TIMES IN A GAME: Casey Myers, April 29, 2000, at USC (Dedeaux Field)
A SUN DEVIL WALKED FOUR TIMES IN A GAME: Jeremy West, March 15, 2003 vs. Oklahoma (3 intentional)
A SUN DEVIL HITTER STRANDED SIX RUNNERS ON BASE: Andre Ethier (6), February 17, 2003 vs. Gonzaga
A SUN DEVIL RECORDED 13 TOTAL BASES: Jeremy West (14), April 27, 2003 vs. Washington State (3 HR, 2 1B)
A SUN DEVIL HAD TWO SAC BUNTS IN A GAME: Mike Lopez, May 12, 2001 at Washington (11-6 win in 10 innings)
A SUN DEVIL SCORED FIVE RUNS IN A GAME: Nick Walsh, April 27, 2003 vs. Washington State
A SUN DEVIL WAS HIT BY PITCHES TWO OR MORE TIMES: Travis Buck (2), April 25, 2003 vs. Washington State
AN OPPONENT HIT TWO HOME RUNS IN ONE GAME: Chad Boudon (Washington), May 19, 2003 at Husky Ballpark

Pitching Categories:

A SUN DEVIL PITCHER THREW A NO-HITTER: Kevin Rawitzer, March 2, 1993, vs. Southern Utah (ASU 7, SUU 0)
A SUN DEVIL PITCHER THREW A PERFECT GAME: Eddie Bane, March 2, 1973, vs. Cal State Northridge (ASU 9, CSUN 0)
A SUN DEVIL PITCHER THREW A ONE-HITTER: Drew Friedberg, Jan. 24, 1999, vs. Hawaii-Hilo (ASU 10, Hilo 0)
A SUN DEVIL PITCHER THREW A TWO-HITTER: Will Waldrip, Jan. 23, 1999, vs. Hawaii-Hilo (ASU 3, Hilo 0)
ARIZONA STATE WAS NO-HIT: Phil Keller (Stanford), March 23, 1970 (Stanford 1, ASU 0)
ARIZONA STATE WAS ONE-HIT: Alan Dunn/Tim Meacham (Alabama), June 10, 1983 (Alabama 6, ASU 0)
A SUN DEVIL PITCHER THREW A COMPLETE GAME: Jered Liebeck, Feb. 1, 2003 (3-0 win at LBSU)
A SUN DEVIL PITCHER THREW BACK-TO-BACK COMPLETE GAMES: Robbie McClellan (3/2, 3/8, 2002)
AN OPPOSING PITCHER THREW A COMPLETE GAME: Mark Romanczuk (Stanford), March 24, 2003 (4-2 Stanford Win)
THE SUN DEVILS SHUT OUT AN OPPONENT (1 OR MORE PITCHERS): New Mexico State, May 31, 2003 (10 Times in 2003)
THE SUN DEVILS WERE SHUT OUT: USC (Randy Flores), April 7, 1995 (USC 9, ASU 0) -- 498 Games (*NCAA Record*)
A SUN DEVIL STRUCK OUT 10 OR MORE BATTERS IN A GAME: Mike Esposito (11), April 30, 2002 vs. New Mexico State
A SUN DEVIL STRUCK OUT 15 OR MORE BATTERS IN A GAME: Mike Esposito (17), March 29, 2002 vs. UW
AN OPPONENT PITCHER STRUCK OUT 10 OR MORE SUN DEVILS: Rik Currier, USC, (11), April 28, 2000
THE SUN DEVIL PITCHING STAFF DID NOT WALK A BATTER: Grand Canyon, April 7, 2003 at Packard Stadium
A SUN DEVIL PITCHER RECORDED 10 WINS IN A SEASON: Andy Torres, 2001-present (10-3)
A SUN DEVIL PITCHER HIT THREE BATTERS IN A GAME: Erik Averill (4), March 29, 2003 at USC (Dedeaux Field)

Fielding Categories:

THE SUN DEVILS HAD NO ERRORS IN A GAME: May 31, 2003 vs. New Mexico State (15-0 win over NMSU) -- 22 times in '03
THE SUN DEVILS COMMITTED FIVE ERRORS IN A GAME: April 17, 2001 at New Mexico State (19-16 loss)
A SUN DEVIL COMMITTED THREE OR MORE ERRORS IN A GAME: Joel Bocchi, Mar. 29, 2002 vs. Washington (3)
A SUN DEVIL HAD 15 OR MORE PUTOUTS IN A GAME: Jeremy West, Apr. 12, 2002 at UCLA (Jackie Robinson Stadium)
A SUN DEVIL HAD 20 OR MORE PUTOUTS IN A GAME: Jeff Phelps (21), March 6, 1999, vs. Stanford
A SUN DEVIL HAD EIGHT OR MORE ASSISTS IN A GAME: Dennis Wyrick (SS), Feb. 6, 2000, vs. Florida State
THE SUN DEVILS TURNED FIVE DOUBLE PLAYS IN A GAME: May 7, 1999, vs. Washington (Husky Ballpark)

Scoring and Misc. Categories:

THE SUN DEVILS RECORDED 20 OR MORE HITS: 24, April 27, 2003 vs. Washington State (25-0 win at Packard Stadium)
THE SUN DEVILS RECORDED 20 HITS IN BACK-TO-BACK GAMES: WSU/UCLA, April 17, 25, 2003 (21 and 21)
THE SUN DEVILS SCORED 20 OR MORE RUNS: 25, April 27, 2003 vs. Washington State (25-0 win at Packard Stadium)
THE SUN DEVILS SCORED 30 OR MORE RUNS: 32, March 4, 2000, vs. Arizona (Packard Stadium)
THE SUN DEVILS SCORED 10 OR MORE RUNS IN AN INNING: (12 - 9th) New Mexico State, May 31, 2003 (15-0 win)
THE SUN DEVILS LEFT 15 OR MORE RUNNERS ON BASE: UCLA (17) -- 8-7 loss in 13 innings at Packard Stadium.
ASU SWEPT A THREE-GAME PAC-10 SERIES: Arizona; May 23-25, 2003 (5-2, 16-0, 15-2)
ASU WAS SWEPT IN A PAC-10 SERIES: at UCLA, April 16-18, 1999 (11-10 L, 9-3 L, 8-6 L)
ASU WAS SWEPT IN A PAC-10 SERIES AT HOME: vs. USC, March 27-29, 1997 at Packard Stadium (12-7 L, 15-4 L, 11-7 L)
THE SUN DEVILS PLAYED BACK-TO-BACK EXTRA-INNING GAMES: March 22-23 vs. Stanford at Packard Stadium

